

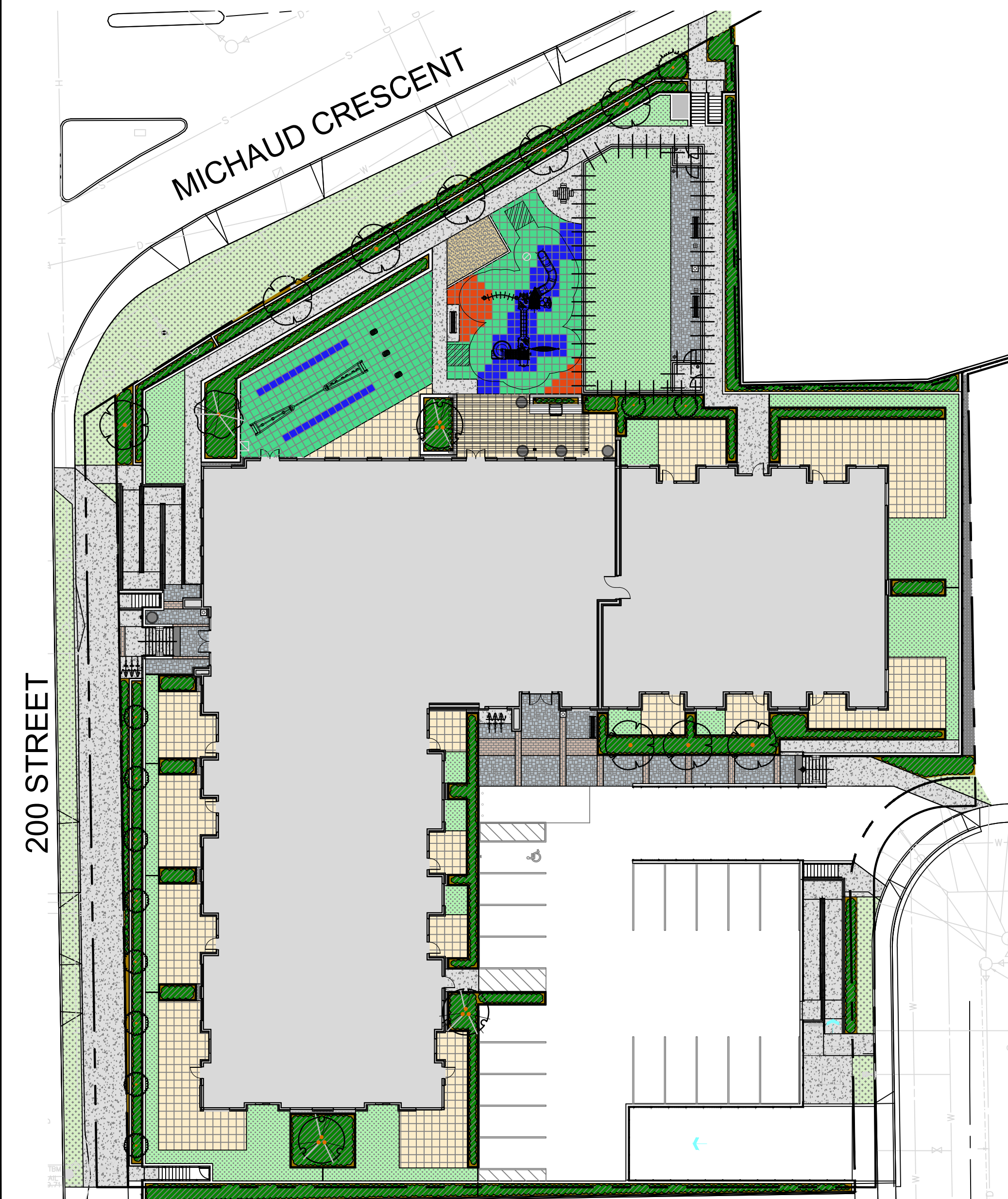
The Hudson

Re-Issued for Development Permit

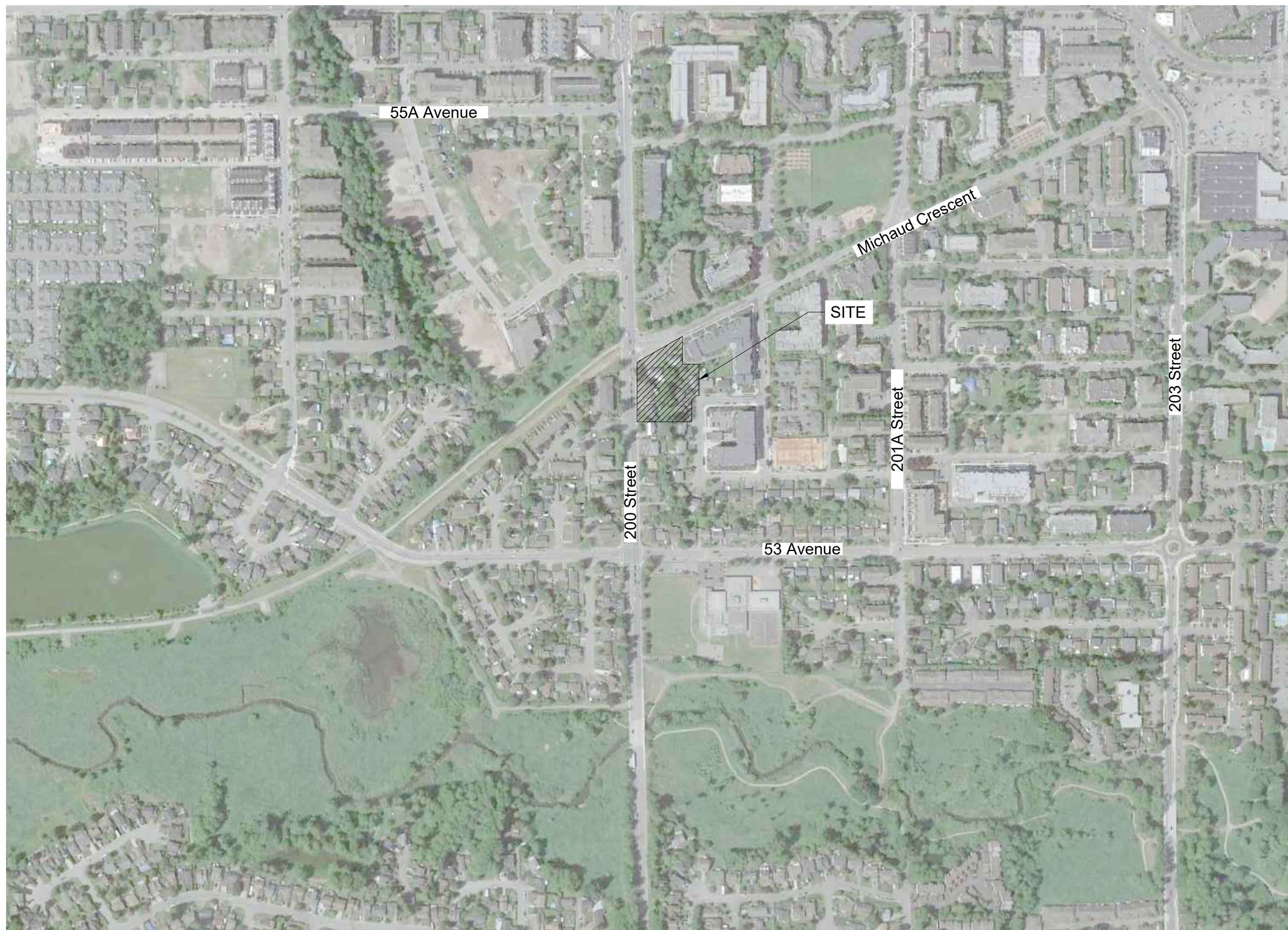
Contact Information	Other Key Contacts:	
<p>VDZ+A Project Landscape Architecture</p> <p>Fort Langley Studio 100 - 9181 Church Street Fort Langley, British Columbia, V1M 2R8</p> <p>Mount Pleasant Studio 102-355 Kingsway Vancouver, British Columbia, V5T 3J7</p> <p>Primary project contact: Andrew Danielson andrew@vdz.ca o. 604 546 0931</p> <p>Alternate contacts (incase away): Mark van der Zalm Principal Landscape Architect mark@vdz.ca o. 604 546 0920</p>	<p>Tannin Developments Project Owner</p>	<p>Keystone Architecture & Planning Ltd. Project Building Architecture</p> <p>300-33131 South Fraser Way Abbotsford, BC V2S 2B1 o. 604 850 0577</p>
<p>Legal Address and Description:</p> <p>5370 200th Street: Lot 43 District Lot 305 Group 2 NWD Plan 31810 Parcel ID: 006-678-955 5380 200th Street: Lot 43 District Lot 305 Group 2 NWD Plan 31810 Parcel ID: 006-678-912 20010 Michaud Cr: Lot 56 District Lot 305 Group 2 NWD Plan 32496 Parcel ID: 002-332-019 20020 Michaud Cr: Lot 57 District Lot 305 Group 2 NWD Plan 32496 Parcel ID: 006-695-469 5371 200A Street: Lot 94 District Lot 305 Group 2 NWD Plan 33845 Parcel ID: 006-888-151 5381 200A Street: Lot 94 District Lot 305 Group 2 NWD Plan 33845 Parcel ID: 006-888-551 20031 53B Ave: Lot 96 District Lot 305 Group 2 NWD Plan 33845 Parcel ID: 006-888-526</p>		

Sheet List Table

Sheet Number	Sheet Title
L-01	COVER PAGE
L-02	TREE MANAGEMENT PLAN
L-03	OVERALL SITE PLAN
L-04	SITE PLAN NORTH
L-05	SITE PLAN SOUTH
L-06	SITE PLAN EAST
L-07	PLANTING PALETTE
LD-01	DETAILS
LD-02	DETAILS
LD-03	DETAILS
LD-04	DETAILS
LD-05	DETAILS



1 SITE PLAN OVERVIEW
Scale 1:300



2 LOCATION MAP
N.T.S.

No.	By:	Description	Date
3	AD	Re-issued for DP	Sept 22, 2021
2	AD	Issued for Development Permit	Sept 3, 2021
1	AD	Issued for Development Permit	June 29, 2021

REVISIONS TABLE FOR DRAWINGS
 © Copyright reserved. This drawing and design is the property of VDZ+A and may not be reproduced or used for other projects without permission.

No.	By:	Description	Date
REVISIONS TABLE FOR SHEET			

Project:
THE HUDSON

Location:
20020 & 20010 Michaud Crescent, 5371 & 5381 200A Street, 20031 53B Street Langley, B.C.

Drawn: AD	Stamp:
Checked: AD	
Approved: MVDZ	Original Sheet Size: 24"x36" 2021-09-23
Scale: AS SHOWN	CONTRACTOR SHALL CHECK ALL DIMENSIONS ON THE WORK AND REPORT ANY DISCREPANCY TO THE CONSULTANT BEFORE PROCEEDING. ALL DRAWINGS AND SPECIFICATIONS ARE THE EXCLUSIVE PROPERTY OF THE OWNER AND MUST BE RETURNED AT THE COMPLETION OF THE WORK. ALL REVISIONS TO DRAWINGS MUST NOT BE PRICED FOR CONSTRUCTION UNLESS LABELED ISSUED FOR TENDER/CONSTRUCTION.

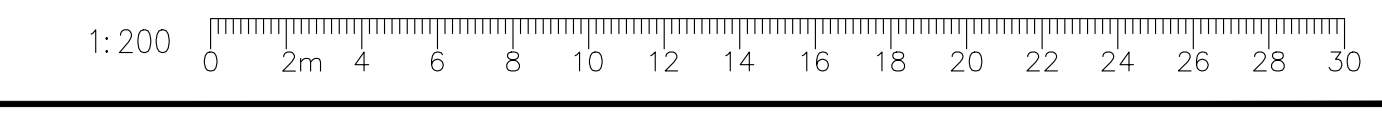
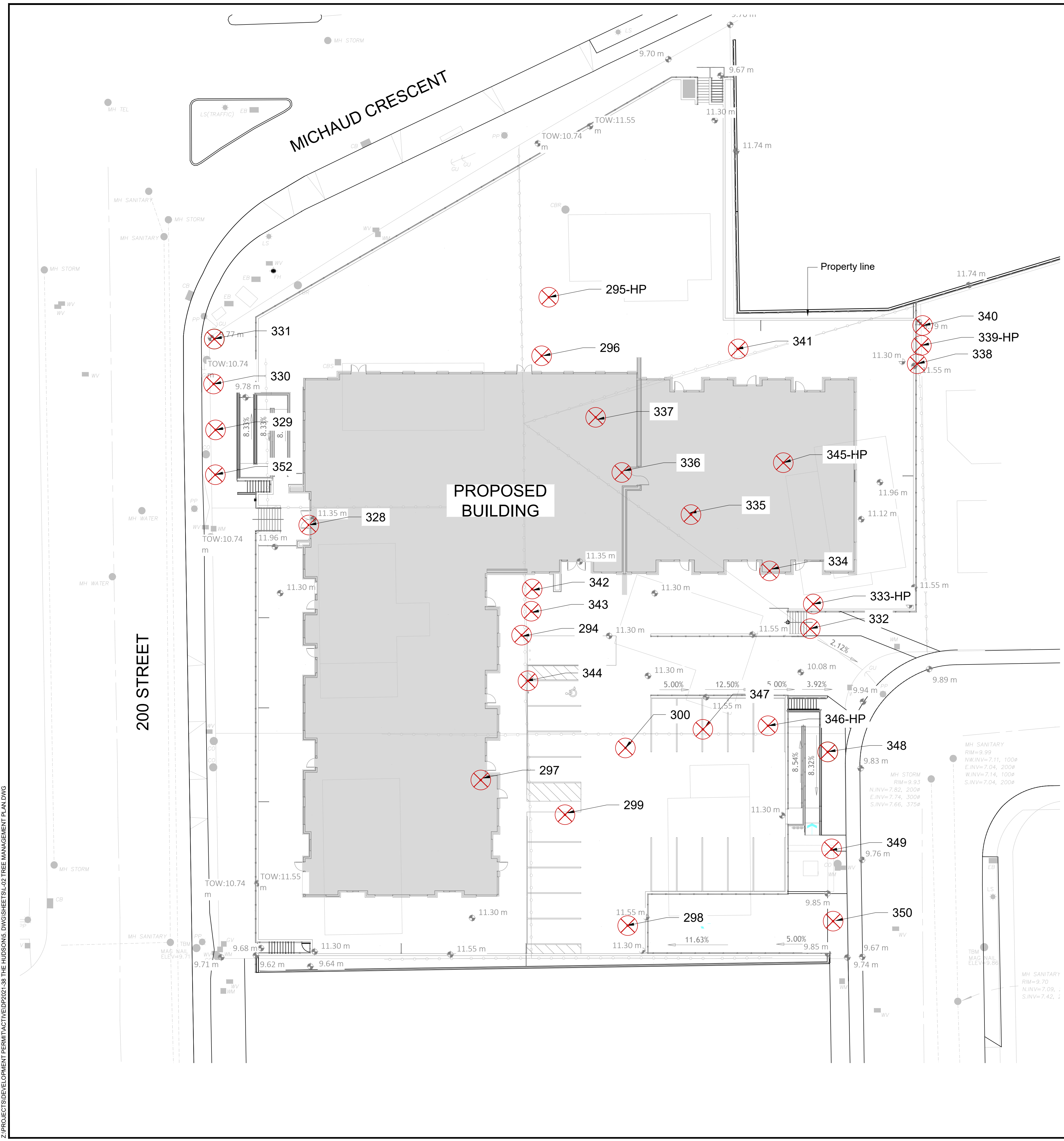
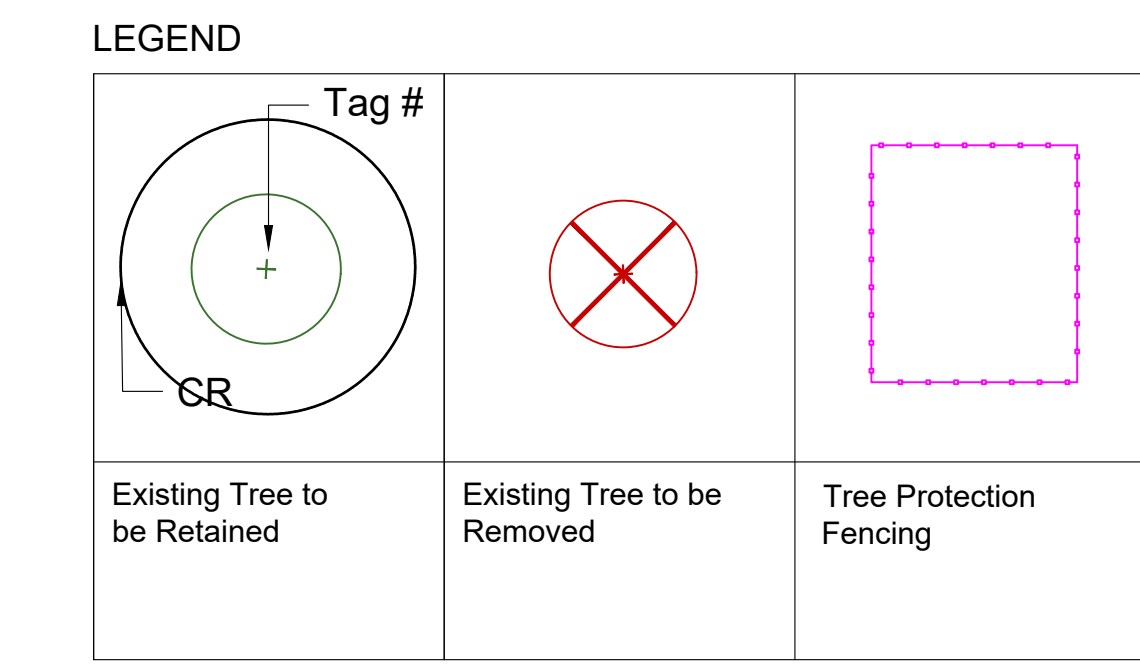
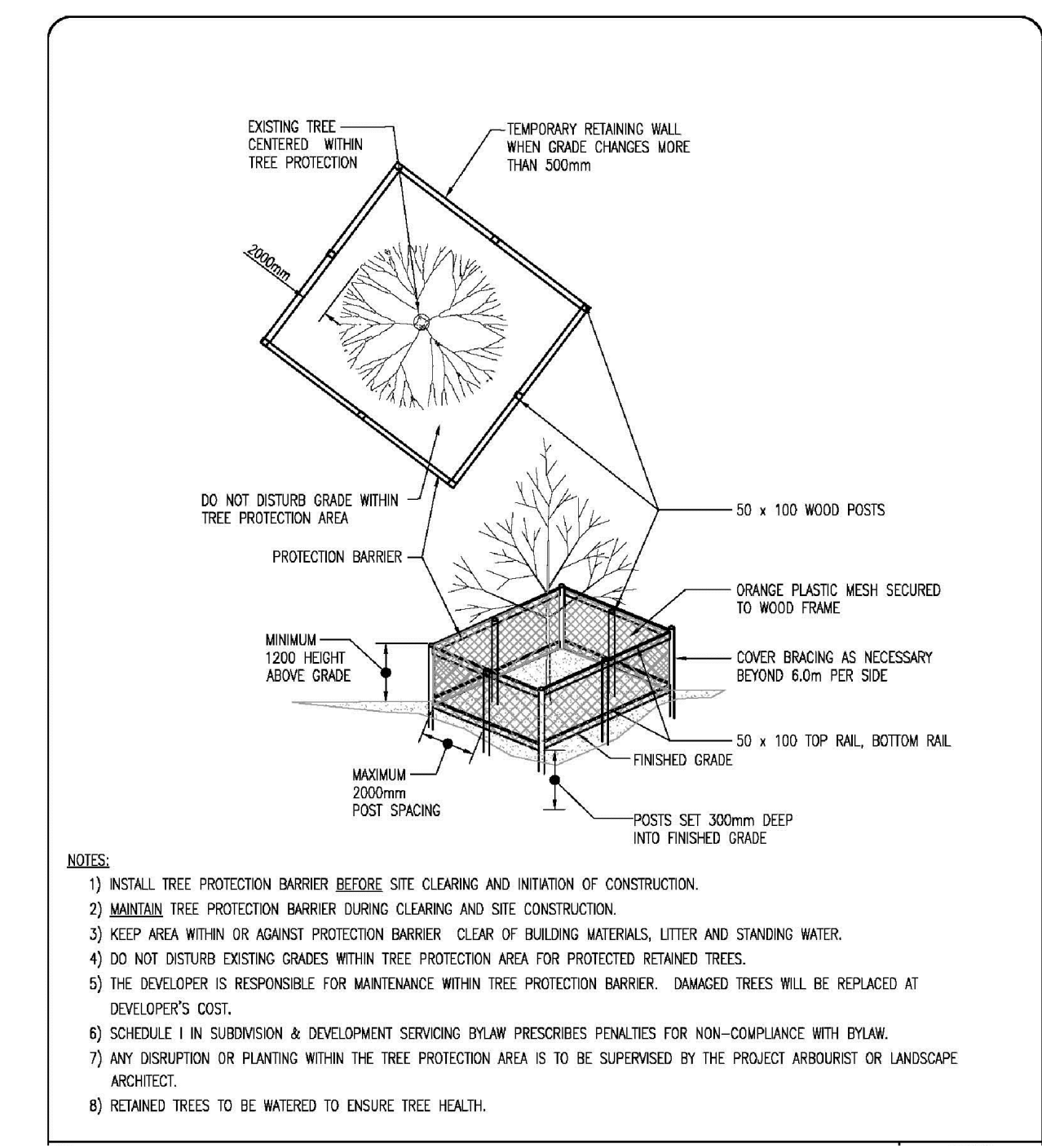
Drawing Title:
COVER PAGE



VDZ Project #:
DP2021-38

Drawing #:
L-01

Z:\PROJECTS\DEVELOPMENT PERMIT\ACTIVEDP2021-38 THE HUDSON\6 DWG\SHEETS\L-01 COVER PAGE.DWG



No.	By:	Description	Date
3	AD	Re-issued for DP	Sept 22, 2021
2	AD	Issued for Development Permit	Sept 3, 2021
1	AD	Issued for Development Permit	June 29, 2021

REVISIONS TABLE FOR DRAWINGS

© Copyright reserved. This drawing and design is the property of Vdz+A and may not be reproduced or used for other projects without permission.

No.	By:	Description	Date
1	DY	Issued for Arborist Report	2021-06-17

REVISIONS TABLE FOR SHEET

Project:
THE HUDSON

Location:
20020 & 20010 Michaud Crescent, 5371 & 5381 200A Street, 20031 53B Street Langley, B.C.

Drawn: DY	Stamp:
Checked: KM	
Approved: MVDZ	Original Sheet Size: 24"x36" 2021-09-23
Scale: 1:200	CONTRACTOR SHALL CHECK ALL DIMENSIONS ON THE WORK AND REPORT ANY DISCREPANCY TO THE CONSULTANT BEFORE PROCEEDING. ALL DRAWINGS AND SPECIFICATIONS ARE THE EXCLUSIVE PROPERTY OF THE OWNER AND MUST BE RETURNED AT THE COMPLETION OF THE WORK. ALL REVISIONS TO BE APPROVED BY THE CONSULTANT. DRAWINGS MUST NOT BE REPRODUCED FOR CONSTRUCTION UNLESS LABELED ISSUED FOR TENDER/CONSTRUCTION.

Drawing Title:
TREE MANAGEMENT PLAN








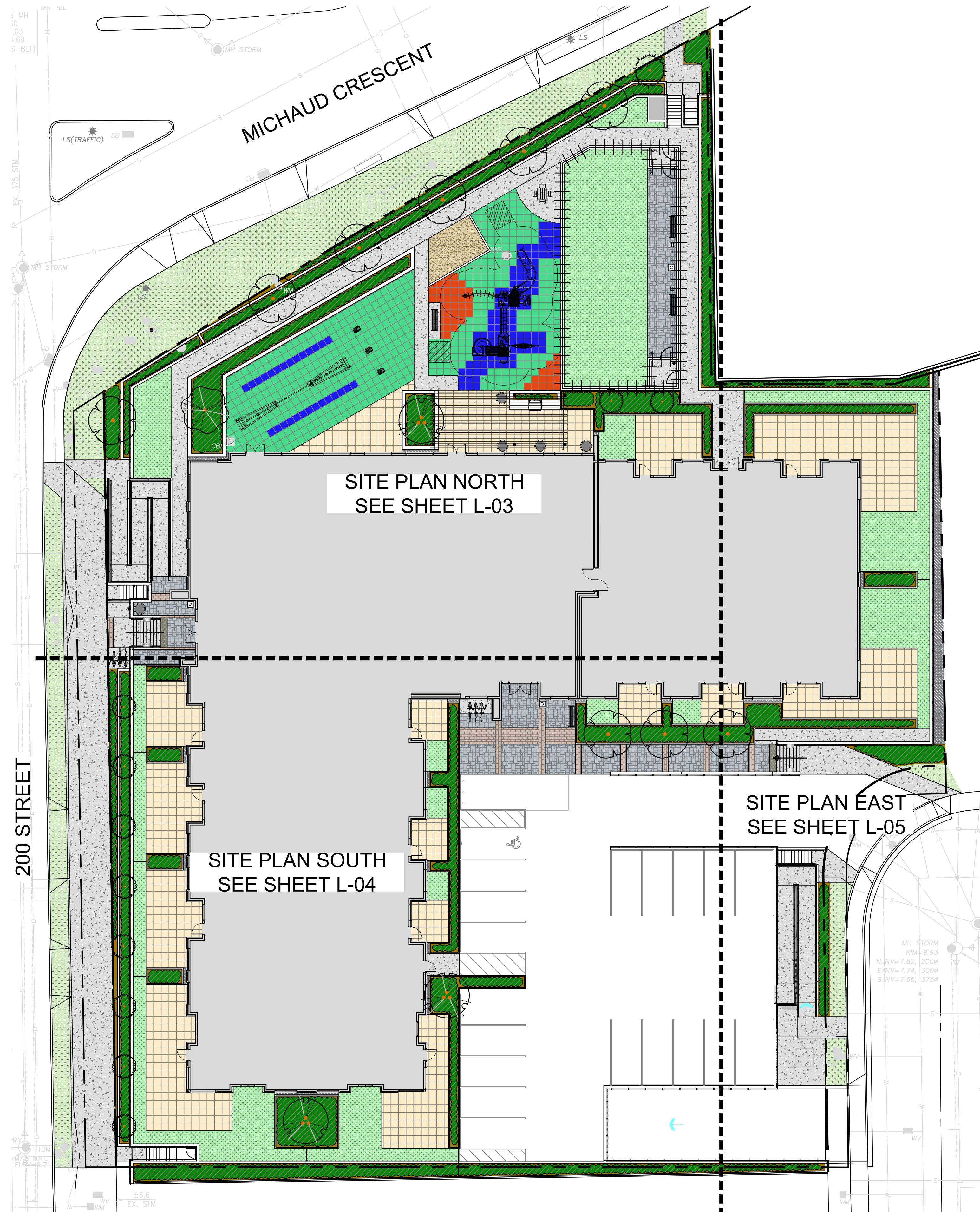
VDZ Project #:
DP2021-38

Drawing #:
L-02

Z:\PROJECTS\DEVELOPMENT PERMIT\ACTIVEDP2021-38 THE HUDSONS DWGS\SHEETS\L-02 TREE MANAGEMENT PLAN.DWG

PLANT SCHEDULE

TREES	BOTANICAL / COMMON NAME	CONT	CAL	SIZE	QTY
	Acer palmatum 'Bloodgood' / Bloodgood Japanese Maple	B&B	5cm		3
	Liquidambar styraciflua 'Slender Silhouette' / Slender Silhouette Sweet Gum	B&B	5cm		10
	Magnolia x 'Daybreak' / Daybreak Magnolia	B&B	5cm		1
	Parrotia persica 'Inge's Ruby Vase' TM / Ruby Vase Persian Parrotia	B&B	5cm		9
	Picea pungens 'Foxtail' / Foxtail Blue Spruce	B&B		2.5m ht	1



No.	By	Description	Date
3	AD	Re-issued for DP	Sept 22, 2021
2	AD	Issued for Development Permit	Sept 3, 2021
1	AD	Issued for Development Permit	June 29, 2021


No.	By	Description	Date

REVISIONS TABLE FOR DRAWINGS
 Copyright reserved. This drawing and design is the property of V&Z+A and may not be reproduced or used for other projects without permission.

No.	By	Description	Date

Project:
THE HUDSON

Location:
20020 & 20010 Michaud
Crescent, 5371 & 5381 200A
Street, 53031 53B Street
Langley, B.C.

Drawn: AD	Stamp: 
Checked: AD	
Approved: MVDZ	Original Sheet Size: 24"x36" 2021-09-23

Scale:
1:200
CONTRACTOR SHALL CHECK ALL DIMENSIONS ON THE WORK AND REPORT ANY DISCREPANCY TO THE CONSULTANT BEFORE PROCEEDING. ALL DRAWINGS AND SPECIFICATIONS ARE THE EXCLUSIVE PROPERTY OF THE OWNER AND MUST BE RETURNED AT THE COMPLETION OF THE WORK. ALL REVISIONS TO BE MADE BY DRAWINGS MUST NOT BE PRICED FOR CONSTRUCTION UNLESS LABELED ISSUED FOR TENDER/CONSTRUCTION.

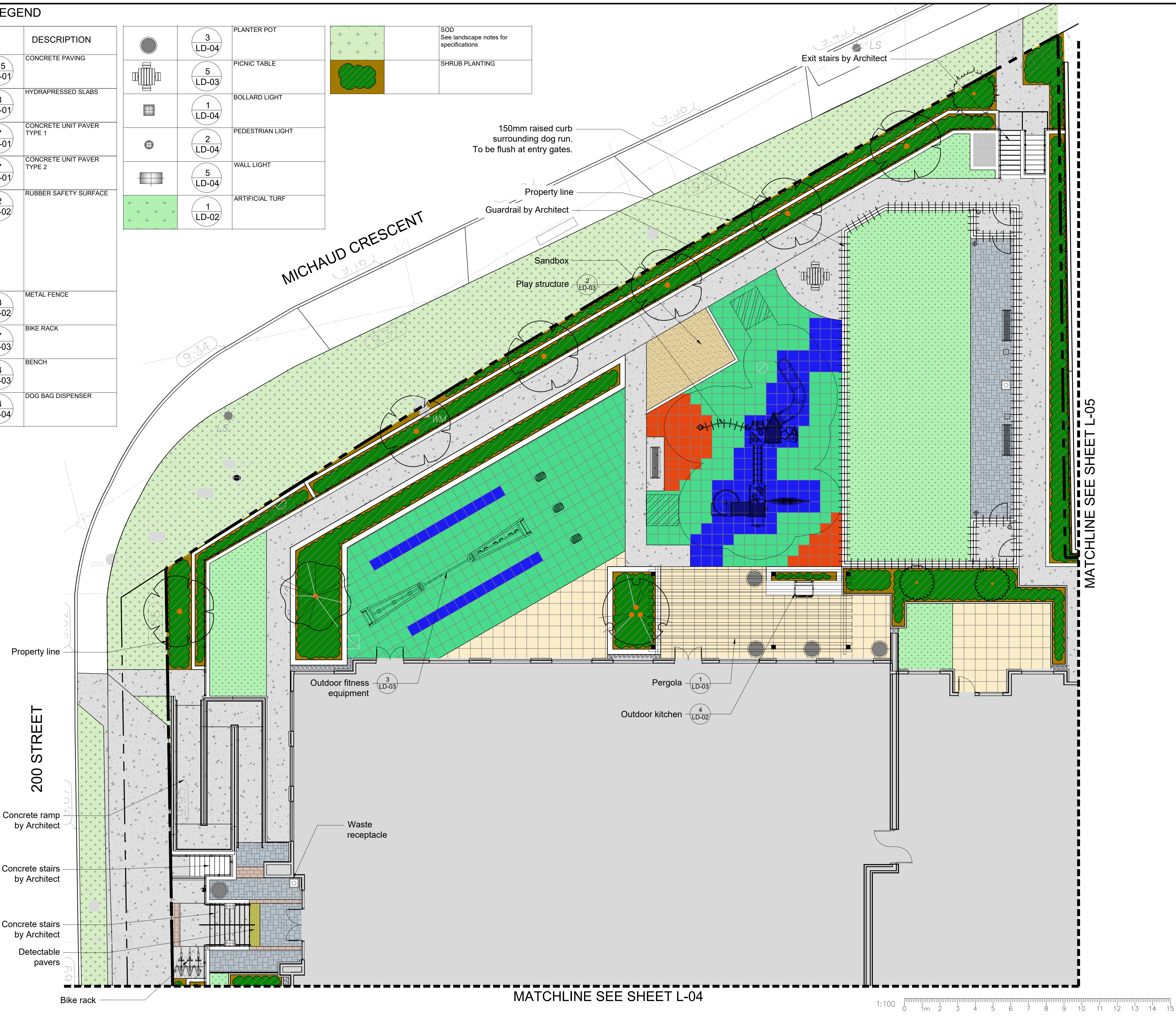


Z:\PROJECTS\DEVELOPMENT PERMIT\ACTIVEDP2021-38 THE HUDSONS.DWG\SHEETS\L-03 OVERALL SITE PLAN.DWG

Drawing Title: **OVERALL SITE PLAN**
 Drawing #: **L-03**
 V&Z Project #: **DP2021-38**

LANDSCAPE LEGEND

KEY	REF.	DESCRIPTION	KEY	REF.	DESCRIPTION	KEY	REF.	DESCRIPTION
	4,5 LD-01	CONCRETE PAVING		3 LD-04	PLANTER POT			SOD See landscape notes for specifications
	8 LD-01	HYDRAPRESSED SLABS		5 LD-03	PICNIC TABLE			SHRUB PLANTING
	7 LD-01	CONCRETE UNIT PAVER TYPE 1		1 LD-04	BOLLARD LIGHT			
	7 LD-01	CONCRETE UNIT PAVER TYPE 2		2 LD-04	PEDESTRIAN LIGHT			
	2 LD-02	RUBBER SAFETY SURFACE		5 LD-04	WALL LIGHT			
	3 LD-02	METAL FENCE		1 LD-02	ARTIFICIAL TURF			
	7 LD-03	BIKE RACK						
	4 LD-03	BENCH						
	4 LD-04	DOG BAG DISPENSER						



No.	By	Description	Date
3	AD	Re-issued for DP	Sept 22, 2021
2	AD	Issued for Development Permit	Sept 3, 2021
1	AD	Issued for Development Permit	June 29, 2021

REVISIONS TABLE FOR DRAWINGS

Copyright reserved. This drawing and design is the property of Vdz+A and may not be reproduced or used for other projects without permission.

No.	By	Description	Date

Project:
THE HUDSON

Location:
20020 & 20010 Michaud
Crescent, 5371 & 5381 200A
Street, 20031 53B Street
Langley, B.C.

Drawn: AD	Stamp:
Checked: AD	
Approved: MVDZ	Original Sheet Size: 24"x36" 2021-09-23

Scale:
1:100

CONTRACTOR SHALL CHECK ALL DIMENSIONS ON THE WORK AND REPORT ANY DISCREPANCY TO THE CONSULTANT BEFORE PROCEEDING. ALL DRAWINGS AND SPECIFICATIONS ARE THE EXCLUSIVE PROPERTY OF THE OWNER AND MUST BE RETURNED AT THE COMPLETION OF THE WORK. ALL REVISIONS TO DRAWINGS MUST NOT BE PRICED FOR CONSTRUCTION UNLESS LABELED ISSUED FOR TENDER/CONSTRUCTION.

Drawing Title:
SITE PLAN NORTH

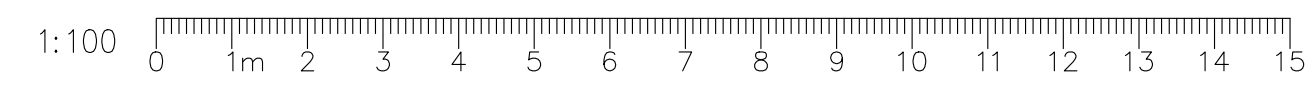


VDZ Project #:
DP2021-38

Drawing #:
L-04

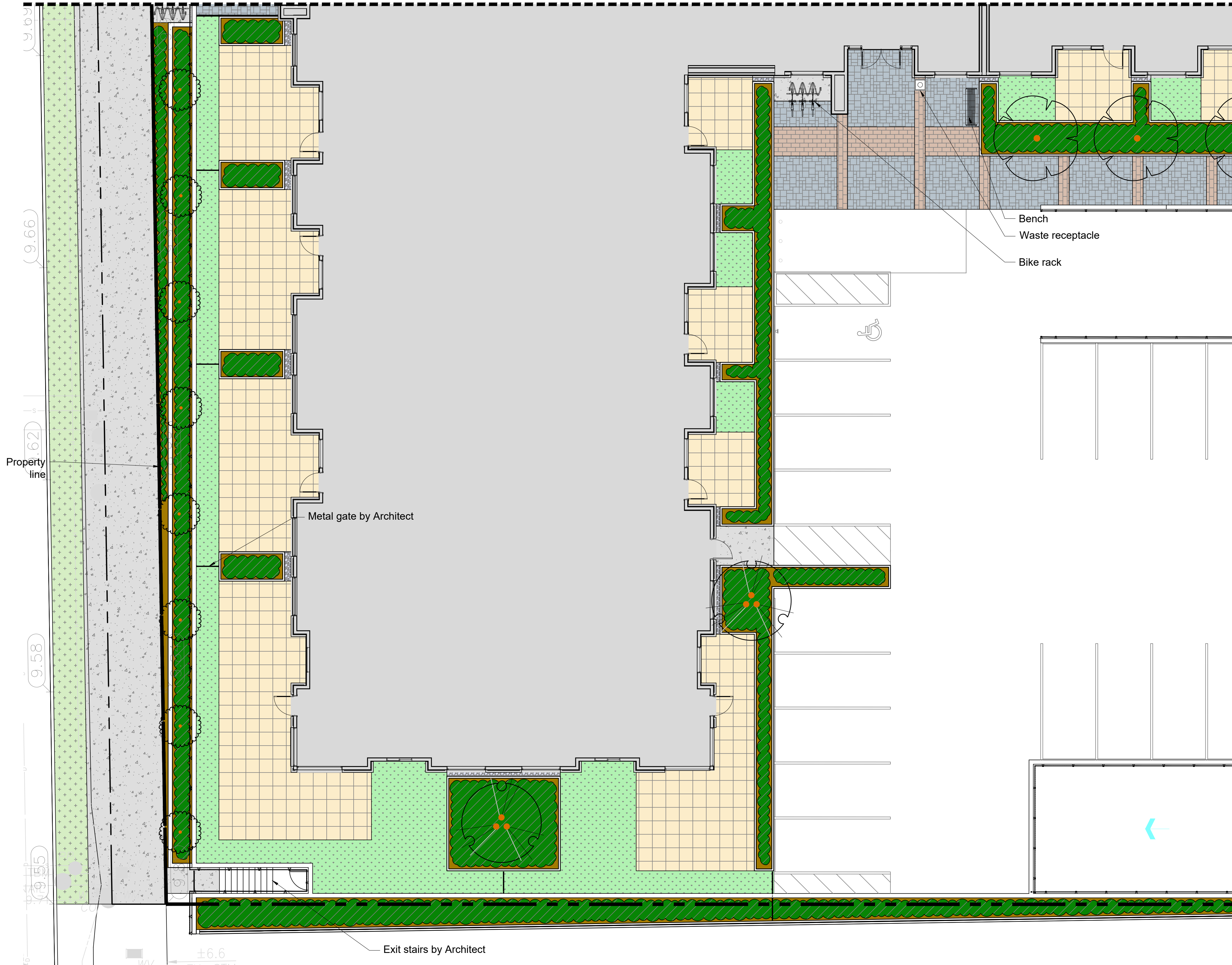
Z:\PROJECTS\DEVELOPMENT PERMIT\ACTIVEDP2021-38 THE HUDSONS.DWG\CSHSHEETS\L-03 SITE PLAN NORTH.DWG

MATCHLINE SEE SHEET L-04



Z:\PROJECTS\DEVELOPMENT PERMIT\ACTIVEDP2021-38 THE HUDSONS\DWGS\SHETS\L-05 SITE PLAN SOUTH.DWG

MATCHLINE SEE SHEET L-04



MATCHLINE SEE SHEET L-06

LANDSCAPE LEGEND

KEY	REF.	DESCRIPTION
	4.5 LD-01	CONCRETE PAVING
	8 LD-01	HYDRAPRESSED SLABS
	7 LD-01	CONCRETE UNIT PAVER TYPE 1
	7 LD-01	CONCRETE UNIT PAVER TYPE 2
	2 LD-02	RUBBER SAFETY SURFACE
	3 LD-02	METAL FENCE
	7 LD-03	BIKE RACK
	4 LD-03	BENCH
	4 LD-04	DOG BAG DISPENSER
	3 LD-04	PLANTER POT
	5 LD-03	PICNIC TABLE
	1 LD-04	BOLLARD LIGHT
	2 LD-04	PEDESTRIAN LIGHT
	5 LD-04	WALL LIGHT
	1 LD-02	ARTIFICIAL TURF
		SOD See landscape notes for specifications
		SHRUB PLANTING

VDZ+A
 LANDSCAPE ARCHITECTURE | CIVIL ENGINEERING | URBAN FORESTRY
 FORT LANGLEY STUDIO | MOUNT PLEASANT STUDIO
 100-9181 Church St | 102-355 Kingsway
 Fort Langley, BC | Vancouver, BC
 V1M 2R8 | V1T 3J7
 www.vdz.ca | 604-882-0024

No.	By:	Description	Date
3	AD	Re-issued for DP	Sept 22, 2021
2	AD	Issued for Development Permit	Sept 3, 2021
1	AD	Issued for Development Permit	June 29, 2021

REVISIONS TABLE FOR DRAWINGS
 Copyright reserved. This drawing and design is the property of Vdz+A and may not be reproduced or used for other projects without permission.

No.	By:	Description	Date
REVISIONS TABLE FOR SHEET			

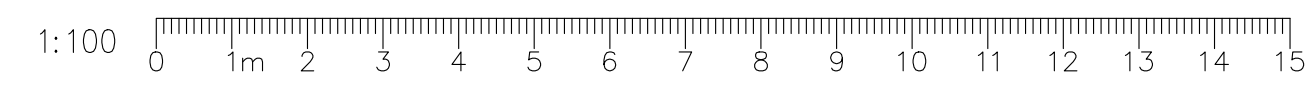
Project:
THE HUDSON

Location:
20020 & 20010 Michaud
Crescent, 5371 & 5381 200A
Street, 20031 53B Street
Langley, B.C.

Drawn: AD	Stamp:
Checked: AD	
Approved: MVDZ	Original Sheet Size: 24"x36" 2021-09-23

Scale:
1:100

CONTRACTOR SHALL CHECK ALL DIMENSIONS ON THE WORK AND REPORT ANY DISCREPANCY TO THE CONSULTANT BEFORE PROCEEDING. ALL DRAWINGS AND SPECIFICATIONS ARE THE EXCLUSIVE PROPERTY OF THE OWNER AND MUST BE RETURNED AT THE COMPLETION OF THE WORK. ALL REVISIONS TO BE APPROVED BY THE OWNER. DRAWINGS MUST NOT BE REPRODUCED FOR CONSTRUCTION UNLESS LABELED ISSUED FOR TENDER/CONSTRUCTION.



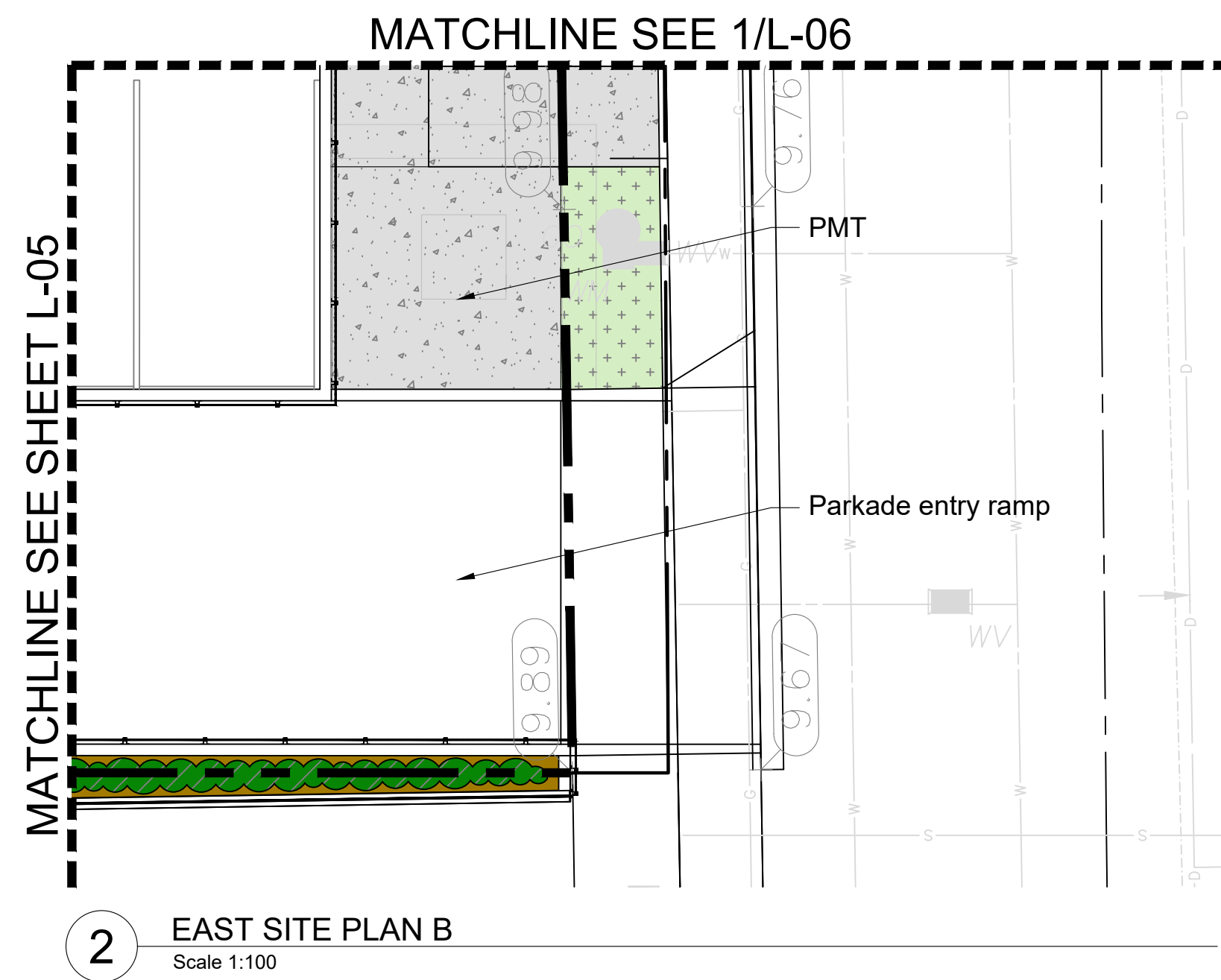
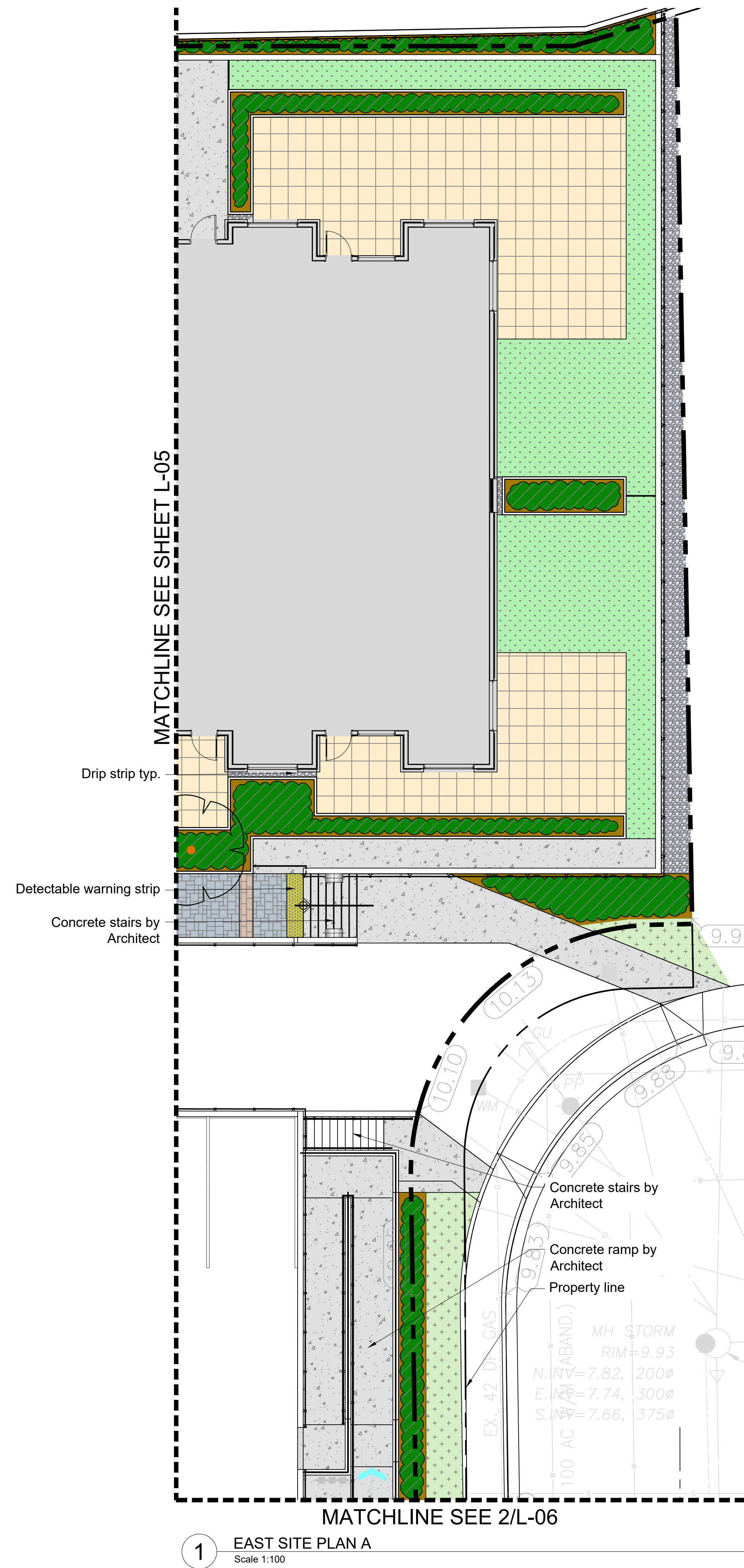
Drawing Title:
SITE PLAN SOUTH



VDZ Project #:
DP2021-38

Drawing #:
L-05

Z:\PROJECTS\DEVELOPMENT PERMIT\ACTIVEDP2021-38 THE HUDSONS\DWGS\SHEETS\L-06 SITE PLAN EAST.DWG



LANDSCAPE LEGEND

KEY	REF.	DESCRIPTION
	4.5 LD-01	CONCRETE PAVING
	8 LD-01	HYDRAPRESSED SLABS
	7 LD-01	CONCRETE UNIT PAVER TYPE 1
	7 LD-01	CONCRETE UNIT PAVER TYPE 2
	2 LD-02	RUBBER SAFETY SURFACE
	3 LD-02	METAL FENCE
	7 LD-03	BIKE RACK
	4 LD-03	BENCH
	4 LD-04	DOG BAG DISPENSER
	3 LD-04	PLANTER POT
	5 LD-03	PICNIC TABLE
	1 LD-04	BOLLARD LIGHT
	2 LD-04	PEDESTRIAN LIGHT
	5 LD-04	WALL LIGHT
	1 LD-02	ARTIFICIAL TURF
		SOD See landscape notes for specifications
		SHRUB PLANTING

VDZ+A
LANDSCAPE ARCHITECTURE | CIVIL ENGINEERING | URBAN FORESTRY
FORT LANGLEY STUDIO | MOUNT PLEASANT STUDIO
100-9181 Church St | 102-355 Kingsway
Fort Langley, BC | Vancouver, BC
V4M 2R8 | VST 317
www.vdz.ca | 604-882-0024

No.	By	Description	Date
3	AD	Re-issued for DP	Sept 22, 2021
2	AD	Issued for Development Permit	Sept 3, 2021
1	AD	Issued for Development Permit	June 29, 2021

REVISIONS TABLE FOR DRAWINGS
© Copyright reserved. This drawing and design is the property of VDZ+A and may not be reproduced or used for other projects without permission.

No.	By	Description	Date
REVISIONS TABLE FOR SHEET			

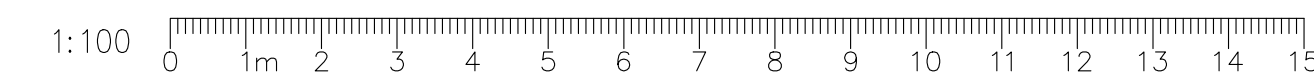
Project:
THE HUDSON

Location:
20020 & 20010 Michaud
Crescent, 5371 & 5381 200A
Street, 20031 53B Street
Langley, B.C.

Drawn: AD
Checked: AD
Approved: MVDZ
Scale: 1:100

Stamp: Mark van der Zalm
303
2021-09-23

CONTRACTOR SHALL CHECK ALL DIMENSIONS ON THE WORK AND REPORT ANY DISCREPANCY TO THE CONSULTANT BEFORE PROCEEDING. ALL DRAWINGS AND SPECIFICATIONS ARE THE EXCLUSIVE PROPERTY OF THE OWNER AND MUST BE RETURNED AT THE COMPLETION OF THE WORK. ALL REVISIONS TO DRAWINGS MUST NOT BE PRICED FOR CONSTRUCTION UNLESS LABELED ISSUED FOR TENDER/CONSTRUCTION.



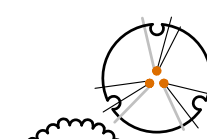




Drawing Title:
SITE PLAN EAST



VDZ Project #:
DP2021-38

Drawing #:
L-06

PLANT SCHEDULE

TREES	BOTANICAL / COMMON NAME	CONT	CAL	SIZE	QTY
	Acer palmatum 'Bloodgood' / Bloodgood Japanese Maple	B&B	5cm		3
	Liquidambar styraciflua 'Slender Silhouette' / Slender Silhouette Sweet Gum	B&B	5cm		10
	Magnolia x 'Daybreak' / Daybreak Magnolia	B&B	5cm		1
	Parrotia persica 'Inge's Ruby Vase' TM / Ruby Vase Persian Parrotia	B&B	5cm		9
	Picea pungens 'Foxtail' / Foxtail Blue Spruce	B&B		2.5m ht	1



Bloodgood Japanese Maple



Slender Silhouette Sweet Gum



Daybreak Magnolia

PLANT SCHEDULE

KEY	BOTANICAL NAME	COMMON NAME	CONT	SPACING
SHRUBS				
Aj	Azalea japonica 'Girard's Crimson'	Girard's Crimson Azalea	#2 Pot	1000mm O.C.
Bm	Buxus x 'Green Mountain'	Green Mountain Boxwood	#2 Pot	300mm O.C.
Cs	Cornus sericea 'Kelsey'	Kelsey Redtwig Dogwood	#2 Pot	700mm O.C.
Ea	Euonymus alatus 'Rudy Haag'	Rudy Haag Burning Bush	#2 Pot	1000mm O.C.
Hm	Hydrangea macrophylla 'Adria'	Adria Blue Big Leaf Hydrangea	#2 Pot	900mm O.C.
Lv	Ligustrum x vicaryi	Vicary Golden Privet	#2 Pot	1100mm O.C.
Ps	Philadelphus x 'Snowbelle'	Snowbelle Mockorange	#2 Pot	1000mm O.C.
Po	Physocarpus opulifolius 'Diabolo'	Diabolo Ninebark	#3 Pot	1200mm O.C.
Pl	Prunus lusitanica 'Otto Luyken'	Otto Luyken English Laurel	#2 Pot	300mm O.C.
Rj	Rhododendron 'Jonathan Shaw'	Jonathan Shaw Rhododendron	#3 Pot	1200mm O.C.
Ra	Ribes aureum	Golden Currant	#3 Pot	1200mm O.C.
Rr	Rosa rugosa 'Purple Pavement'	Purple Pavement Rose	#2 Pot	1000mm O.C.
Sj	Spirea japonica 'Magic Carpet'	Magic Carpet Spirea	#3 Pot	500mm O.C.
Tc	Taxus cuspidata 'Emerald Spreader'	Emerald Spreader Japanese Yew	#2 Pot	900mm O.C.
Tm	Taxus x media 'Hilli'	Hilli's Yew	#2 Pot	1000mm O.C.
Te	Thuja occidentalis 'Emerald'	Emerald Cedar	#3 Pot	750mm O.C.
To	Thuja occidentalis 'Rheingold'	Rheingold Cedar	#2 Pot	700mm O.C.
Vd	Viburnum dentatum 'Blue Muffin'	Blue Muffin Viburnum	#2 Pot	1000mm O.C.
PERENNIALS				
F	Festuca glauca 'Elijah Blue'	Elijah Blue Fescue	#1 Pot	300mm O.C.
Hs	Helictotrichon sempervirens	Blue Oat Grass	#2 Pot	600mm O.C.
H	Hemerocallis 'Stella D'Oro'	Stella D'Oro Daylily	#1 Pot	450mm O.C.
Hb	Hosta 'Big Daddy'	Big Daddy Hosta	#2 Pot	1000mm O.C.
Ms	Miscanthus sinensis 'Purpurascens'	Flame Grass	#3 Pot	1000mm O.C.
Pa	Polystichum acrostichoides	Christmas Fern	#2 Pot	750mm O.C.
Rf	Rudbeckia fulgida 'Goldsturm'	Black-eyed Susan	#1 Pot	450mm O.C.
S	Stipa tenuissima	Mexican Feather Grass	#1 Pot	300mm O.C.



Inge's Ruby Vase Persian Ironwood



Foxtail Blue Spruce



Emerald Cedar Hedge

- NOTES**
- All plant material shall meet or exceed standards required by Canadian Landscape Standards or BCSLA guidelines.
 - Topsoil supplied shall be from a reputable source. A full analysis of the growing medium will be required at the contractor's expense, submit to landscape consultant for approval.
 - Amend growing medium per soil analysis recommendations prior to spreading on site. Rejected growing medium shall be removed off site immediately at the landscape contractors expense.
 - Growing medium depths for planting as follows:
 - Shrubs: 450mm
 - Sod: 150mm
 - Tree pits: 1000mm with 300mm (below root ball)
 - 1" minus compost mulch to be installed in all shrub planting areas.
 - All landscaped areas to be irrigated.
 - Plant schedule lists plant quantity totals.



Big Daddy Hosta



Emerald Spreader Yew



Kelsey Dogwood



Golden Privet




Perennial Grasses



Miscanthus



Azalea/Rhododendron



Pavement Rose



Mockorange



Hydrangea



Daylily



Black-Eyed Susan



Laurel Hedge



Yew Hedge



Cedar



Boxwood

No.	By:	Description	Date
3	AD	Re-issued for DP	Sept 22, 2021
2	AD	Issued for Development Permit	Sept 3, 2021
1	AD	Issued for Development Permit	June 29, 2021

REVISIONS TABLE FOR DRAWINGS
 © Copyright reserved. This drawing and design is the property of Vdz+A and may not be reproduced or used for other projects without permission.

No.	By:	Description	Date
REVISIONS TABLE FOR SHEET			

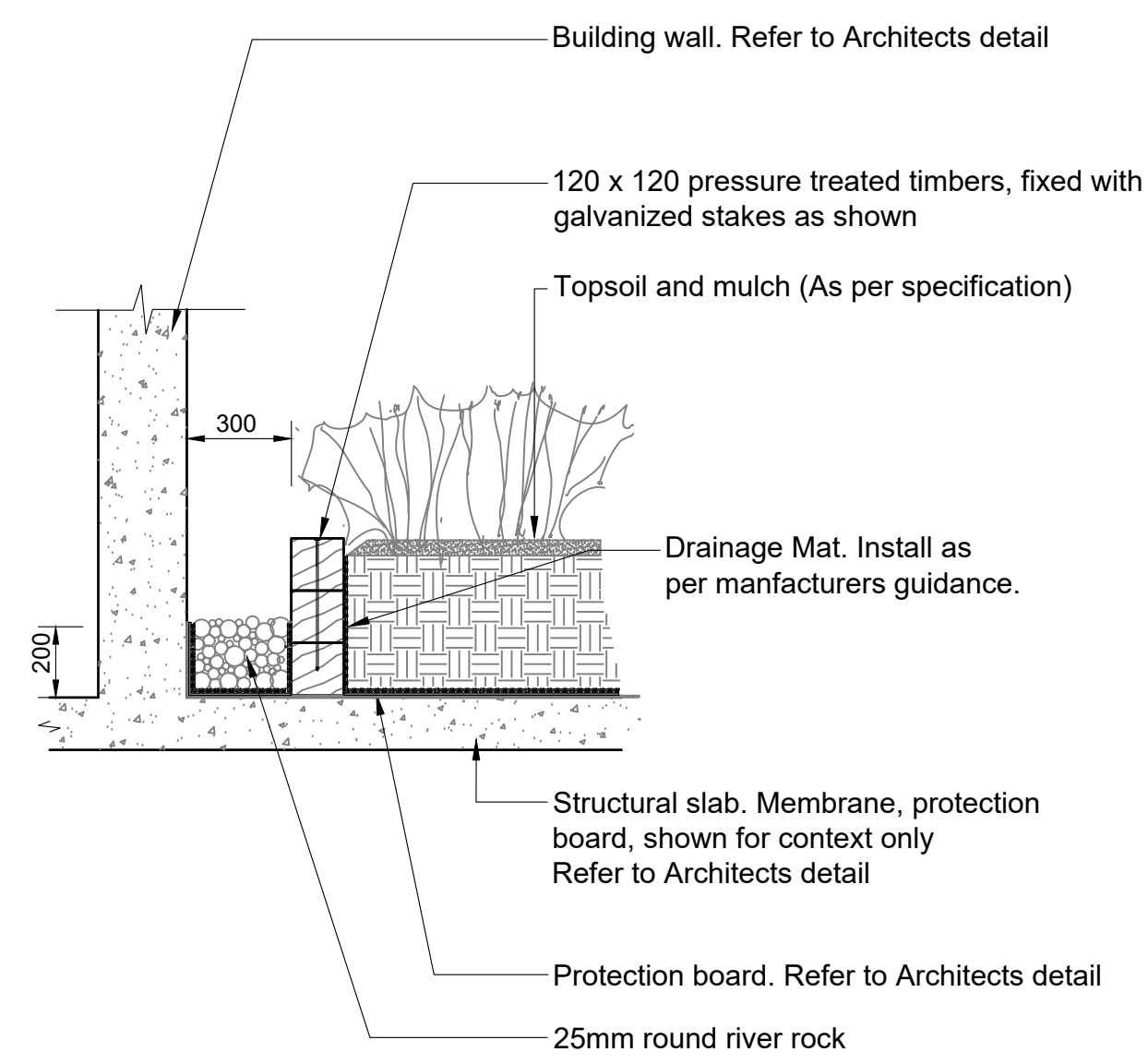
Project:
THE HUDSON

Location:
20020 & 20010 Michaud Crescent, 5371 & 5381 200A Street, 20031 53B Street Langley, B.C.

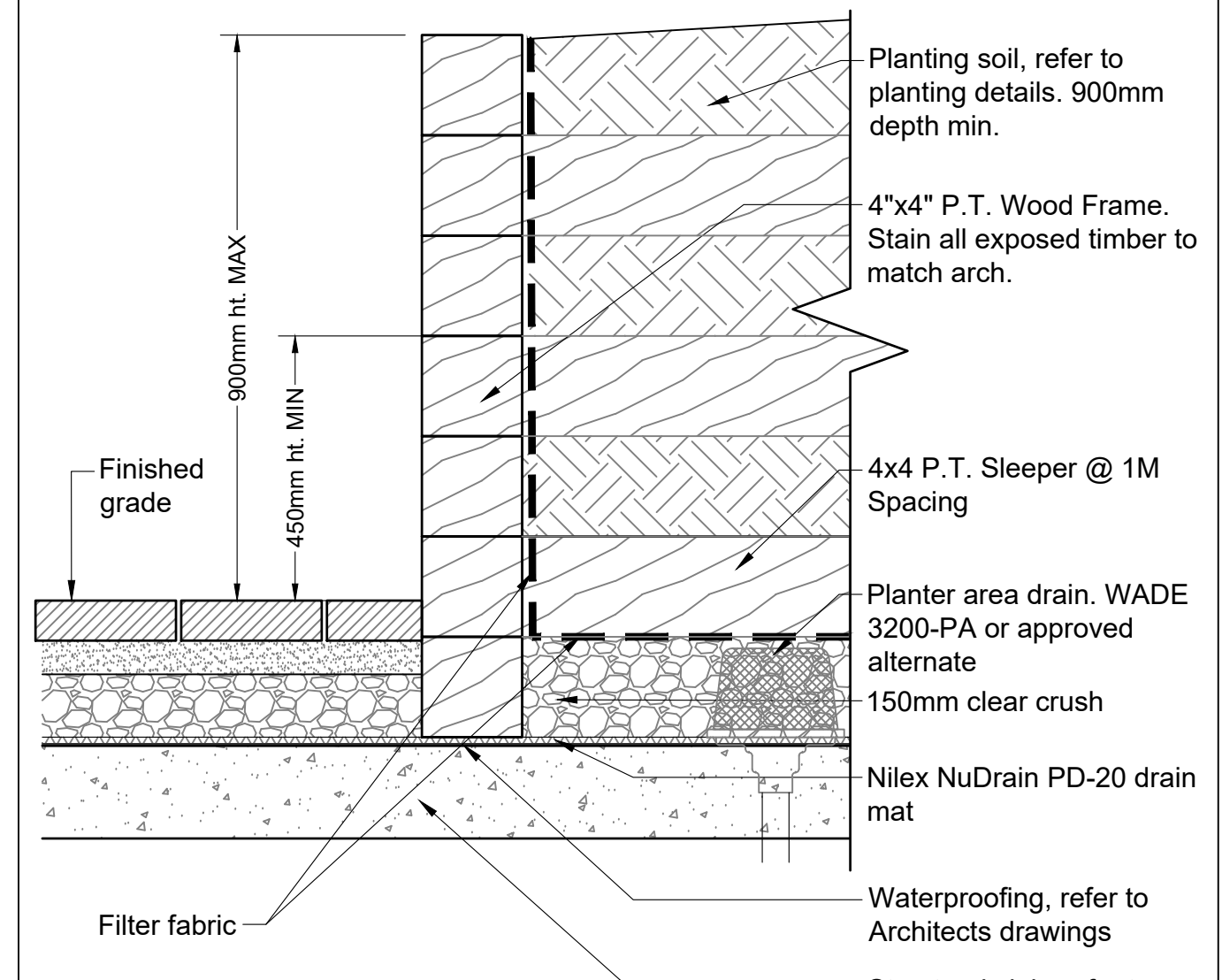
Drawn: AD	Stamp: 
Checked: AD	
Approved: MVDZ	Original Sheet Size: 24"x36" 2021-09-23
Scale: 1:100	CONTRACTOR SHALL CHECK ALL DIMENSIONS ON THE WORK AND REPORT ANY DISCREPANCY TO THE CONSULTANT BEFORE PROCEEDING. ALL DRAWINGS AND SPECIFICATIONS ARE THE EXCLUSIVE PROPERTY OF THE OWNER AND MUST BE RETURNED AT THE COMPLETION OF THE WORK. ALL REVISIONS TO DRAWINGS MUST NOT BE PRICED FOR CONSTRUCTION UNLESS LABELED ISSUED FOR TENDER/CONSTRUCTION.



Z:\PROJECTS\DEVELOPMENT PERMIT\ACTIVEDP2021-38 THE HUDSONS.DWG\SHEETS\L-07 PLANTING PALETTE.DWG



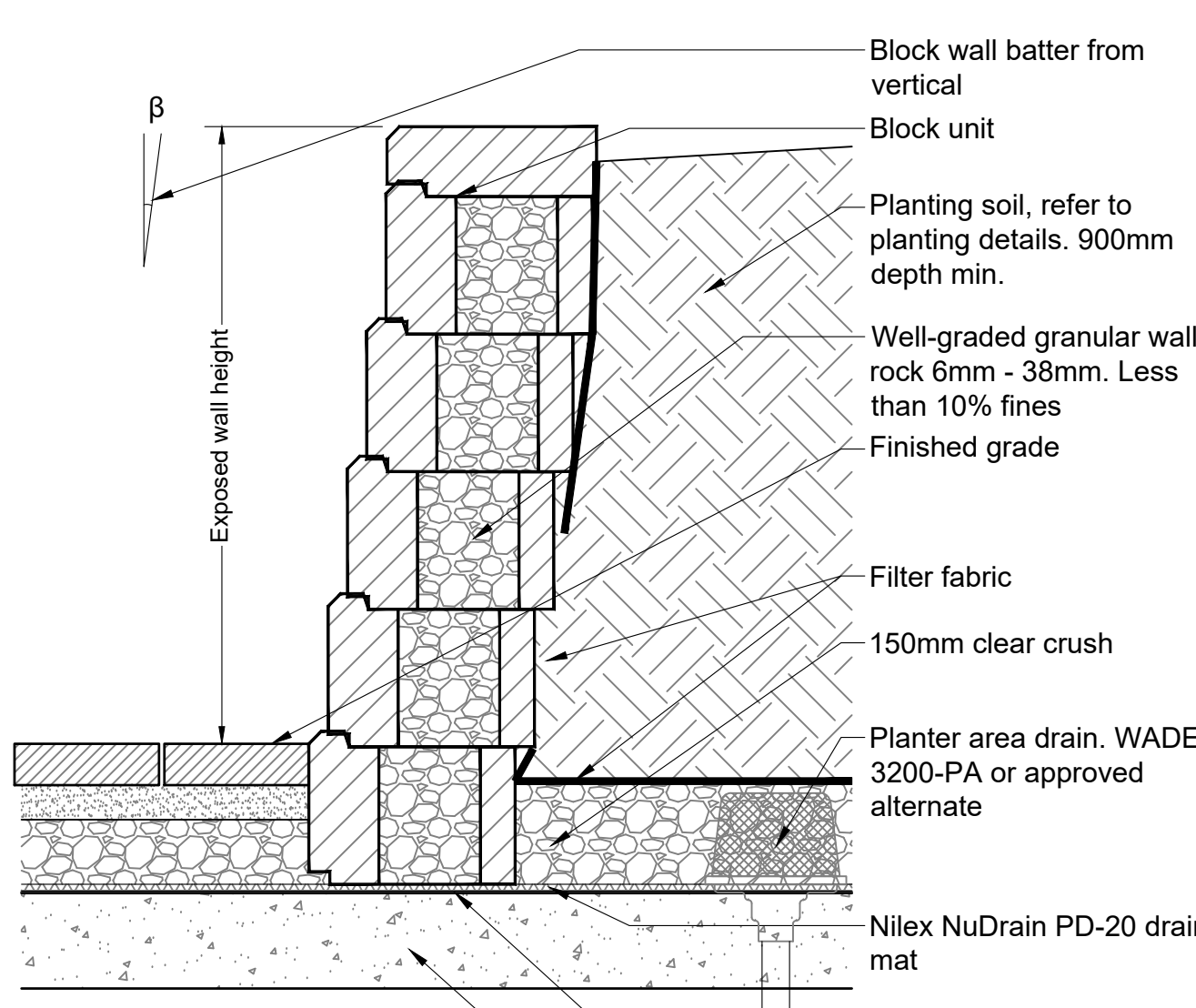
1 DRIP STRIP
 Scale 1:20



NOTE:
 1. Provide a 75mm reveal within planter when placing growing medium.
 2. Half lap timbers at all joints, deadman, and corners and secure with #4 rebar at 1m O.C.
 3. Sleepers shall be min. of 2.5m long and spaced at 1m intervals and alternate between 1st, 3rd, and 5th tiers. Where the timber planter is less than 2.5m in width, the deadman shall be sized to fit as needed and securely with half lap joints at both ends.
 4. Contractor shall space sleepers to maintain position of trees as shown on plan. Where conflicts arise, the contractor shall notify the Landscape Architect for review/approval in the field.
 5. All planters to be connected to Slab drainage system.
 6. Stain all exposed wood to match Arch.

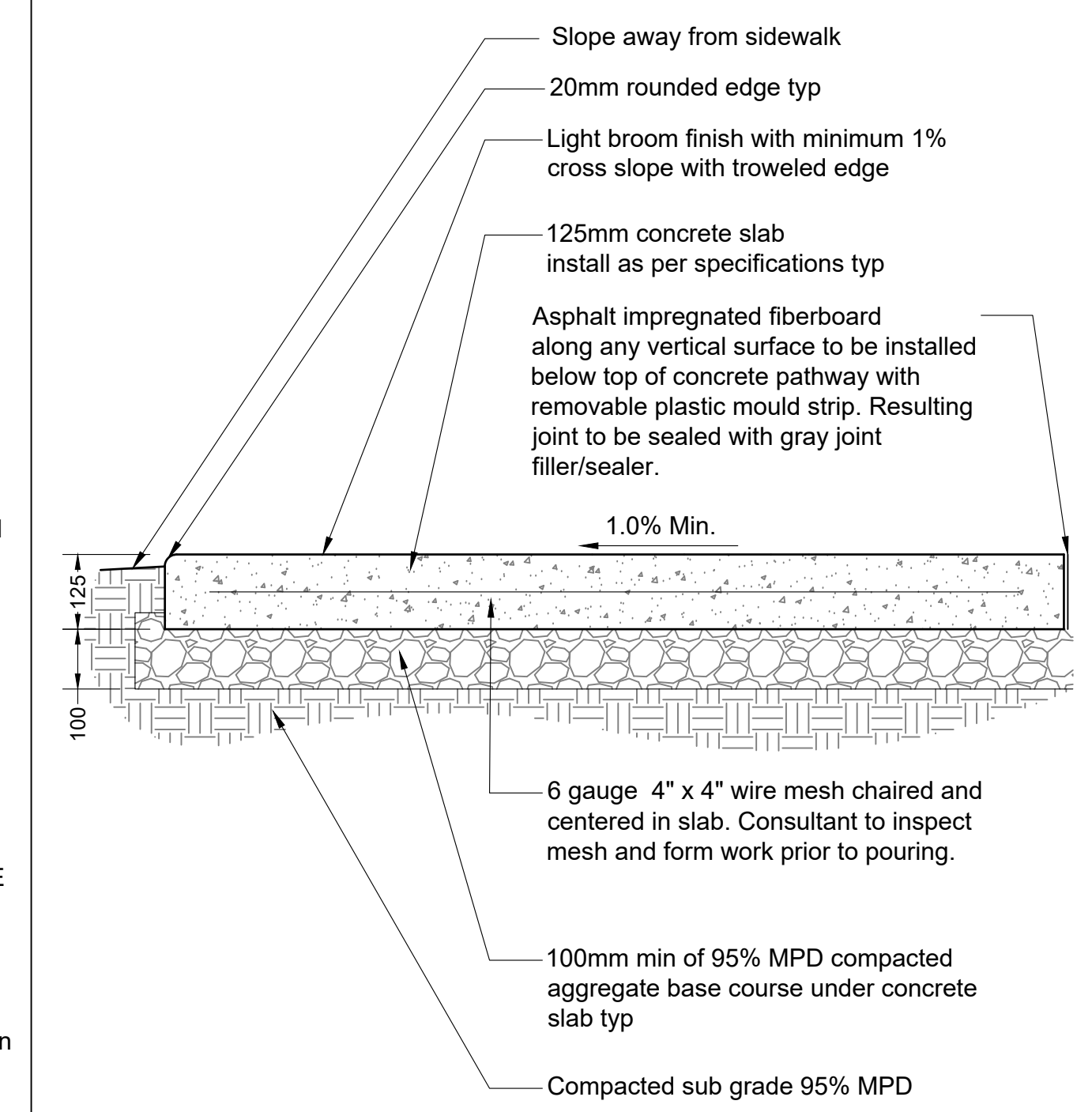
2 TIMBER RETAINING WALL
 Scale 1:10

BLOCK WALL
 Type: Allan Block
 Wall Colour: Silverton
 Cap Colour: Charcoal
 Multiple sizes, randomized pattern
 Or approved equal.



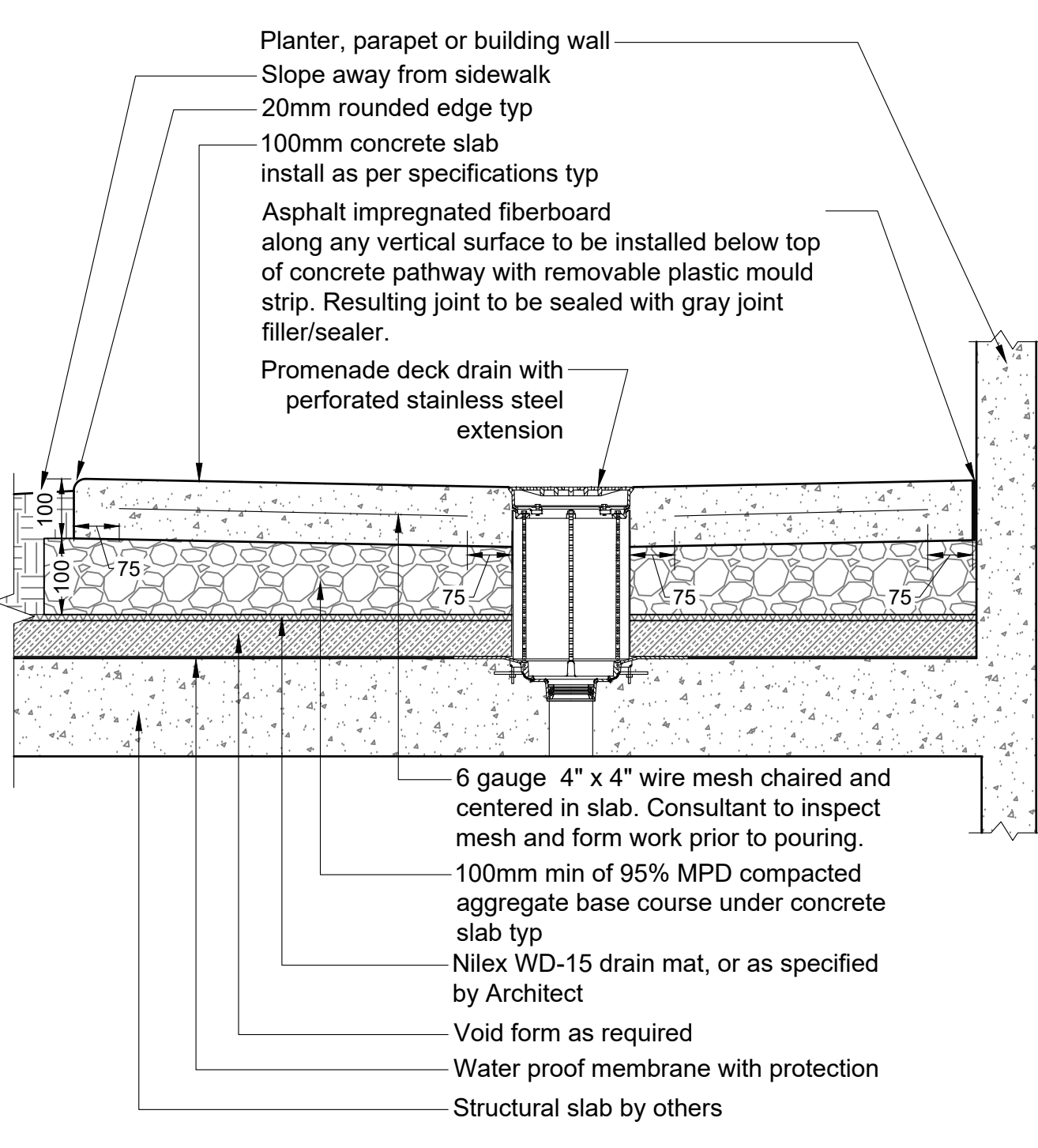
NOTE:
 1. All walls over 1.2m in height will need to be Structurally Engineered.
 2. All planters to be connected to Slab drainage system.

3 BLOCK WALL
 Scale 1:10



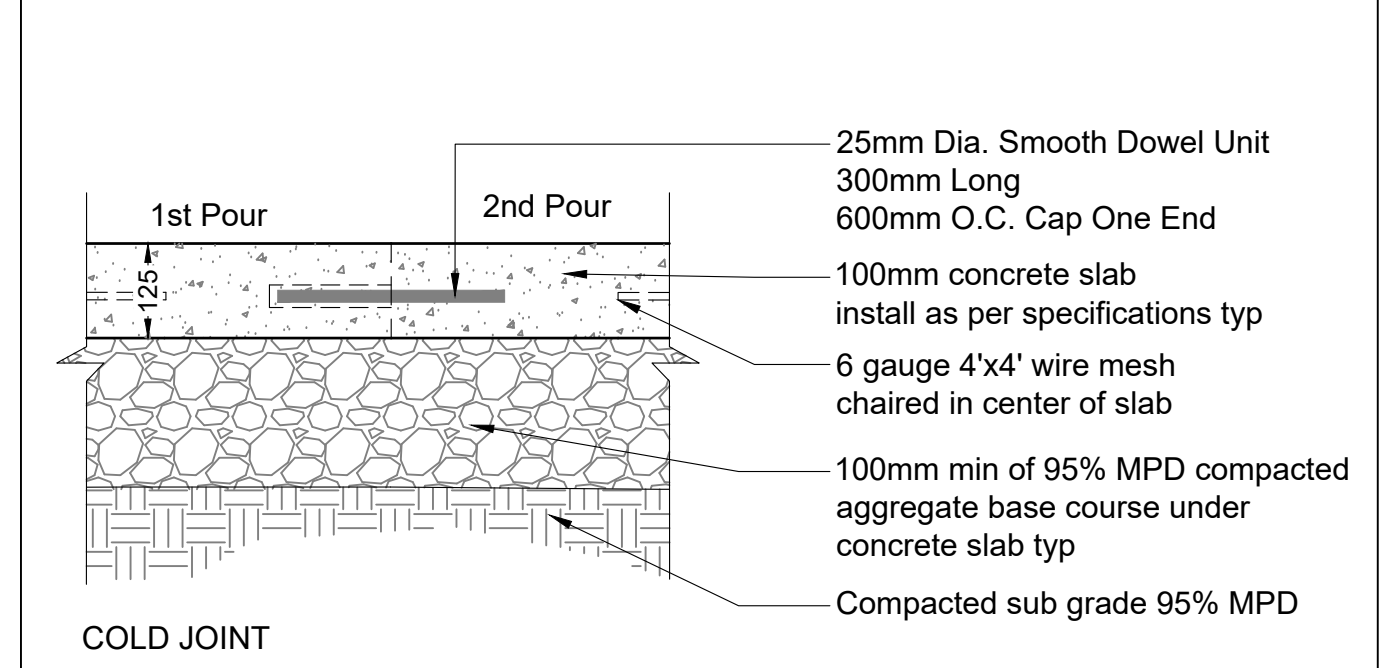
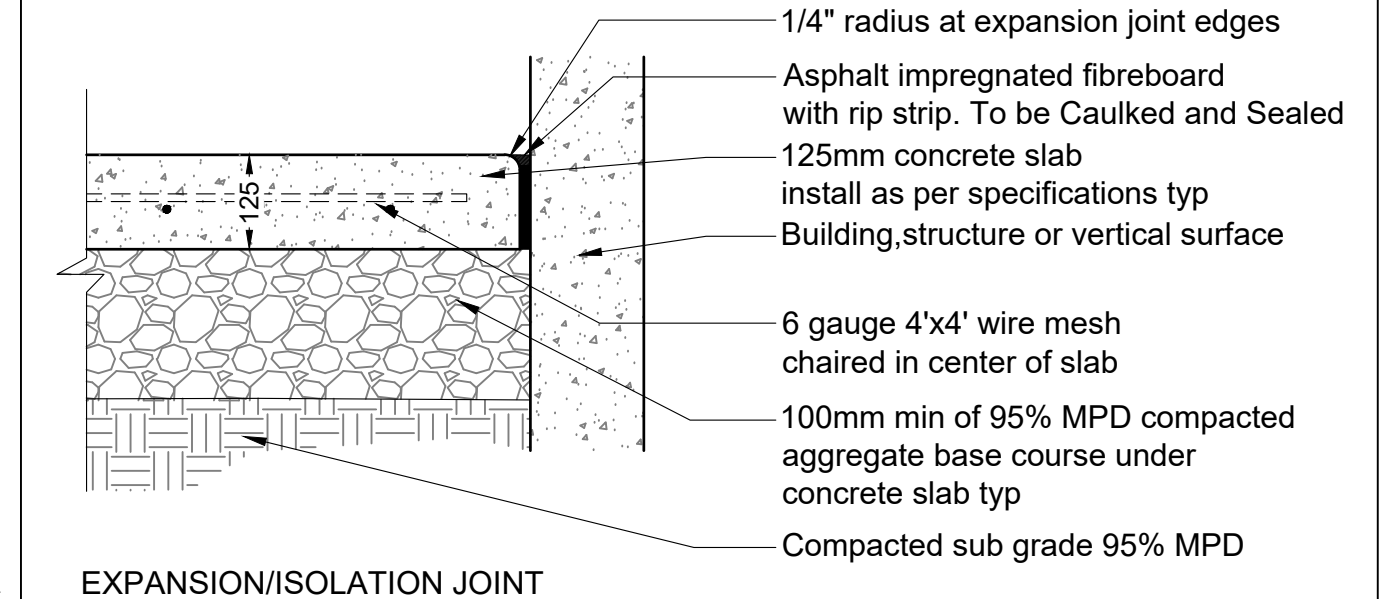
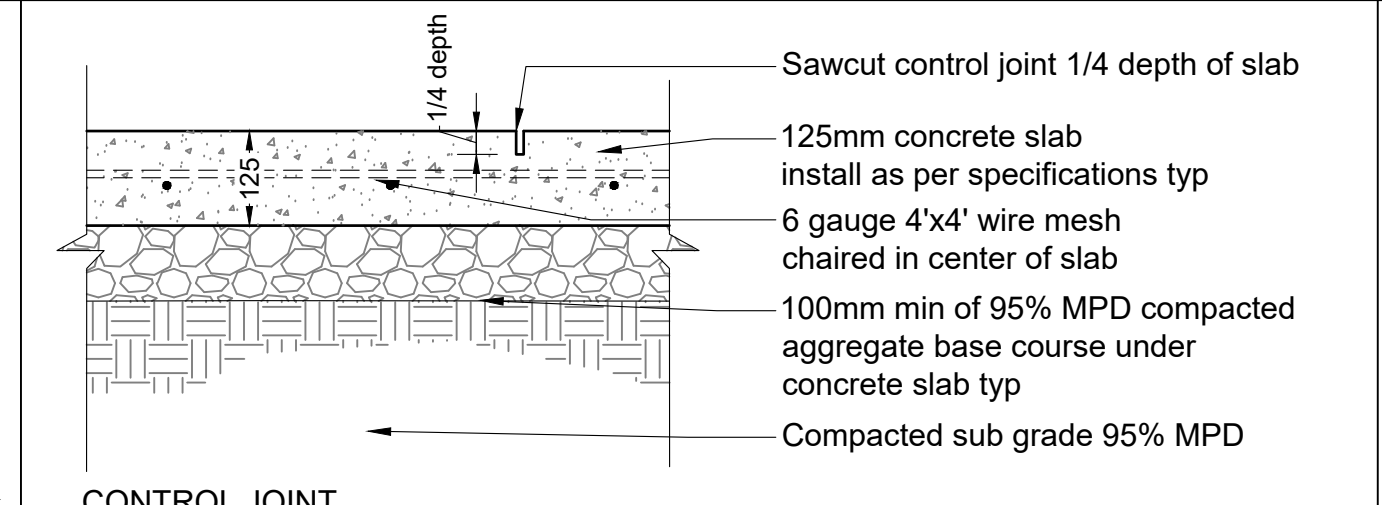
Notes:
 1. Contractor to provide expansion joints where concrete meets all vertical structures.
 2. Horizontal scorelines at 1500mm o.c. both ways unless shown otherwise. Refer to plans.
 3. Center scoreline on 150mm smooth finish or to match existing concrete pathway.
 4. All components as specified or approved alternate.
 5. Concrete to slope to drain.
 6. Expansion joint every 3000mm o.c. both ways.
 7. Contractor to contact Landscape Architect for scoreline approval prior to cutting.

4 CONCRETE PAVING
 Scale 1:10



Notes:
 1. Contractor to provide expansion joints where concrete meets all vertical structures.
 2. Horizontal scorelines at 1500mm o.c. both ways unless shown otherwise. Refer to plans.
 3. Center scoreline on 150mm smooth finish or to match existing concrete pathway.
 4. All components as specified or approved alternate.
 5. Concrete to slope to drain.
 6. Expansion joint every 3000mm o.c. both ways.

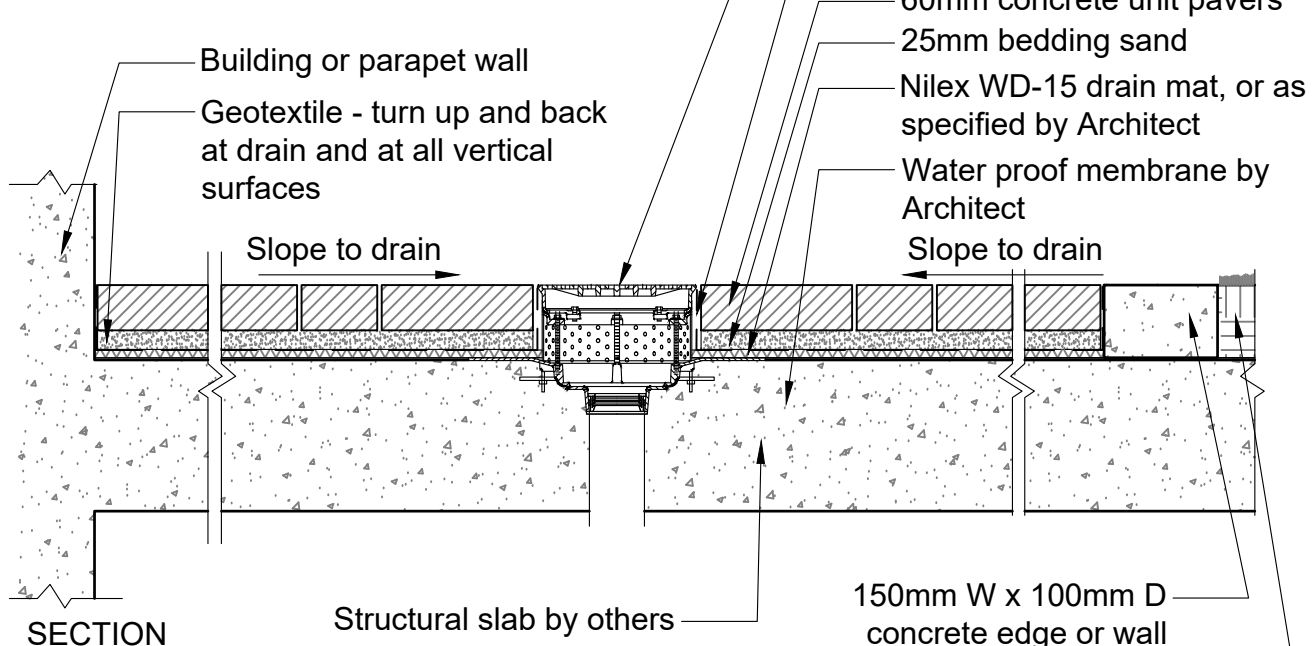
5 CONCRETE PAVING ON SLAB
 Scale 1:10



6 CONCRETE JOINTS
 Scale 1:10



Unit Paver Details:
 Type: Pacific Slate
 Size: Varies X 60mm
 Colours: Granite, Sandalwood
 Manufacturer: Abbotsford Concrete Products pavingstones.com

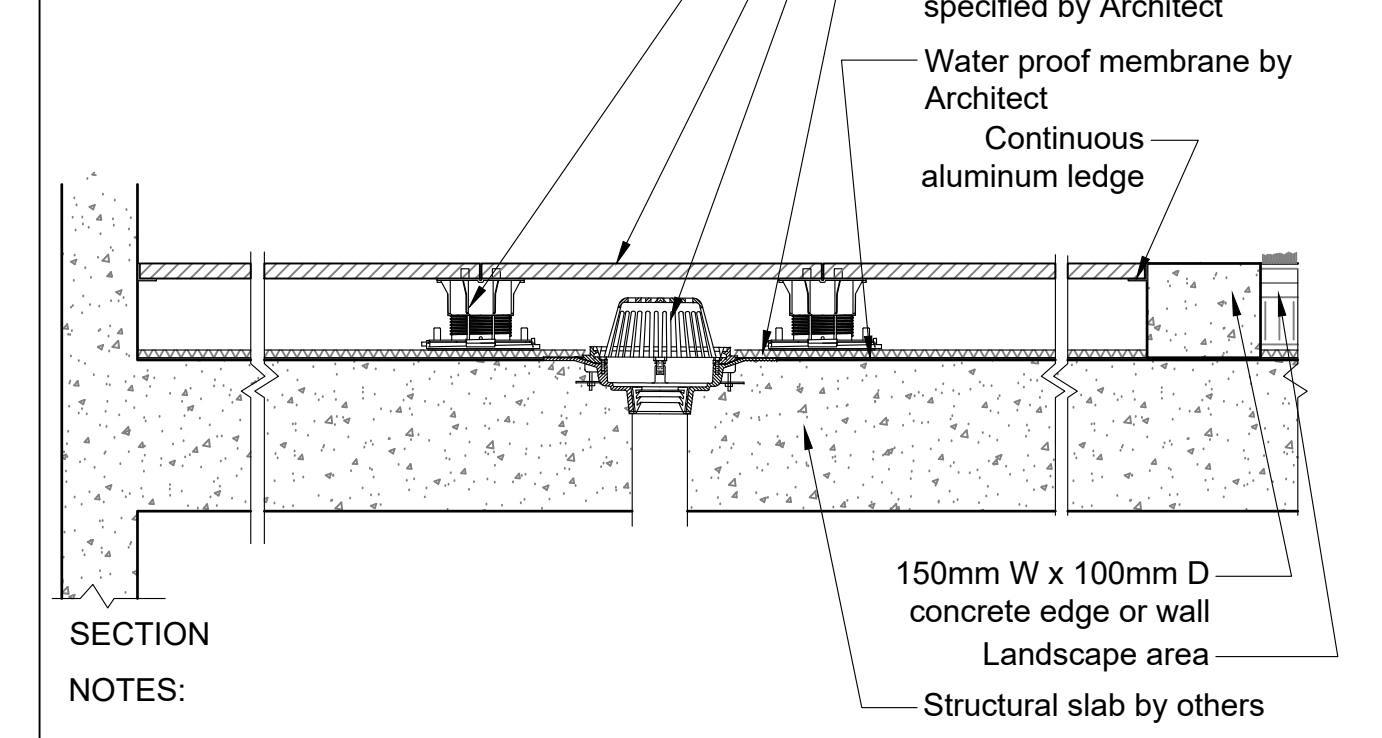


NOTES:
 1. All bedding sand to meet ASTM C33 or CSA A23.1 FA1.
 2. All joint sand to meet ASTM C144 or CSA A179.
 3. All components as specified or approved alternate.
 4. Contractor to provide cut sheets of all components for Landscape Architect approval.
 5. Contractor to ensure no visible pooling occurs on paver surface.
 6. All joints to be tight fit.
 7. All paver cuts to be minimum 1/3 Paver.

7 CONCRETE UNIT PAVING
 Scale 1:10



Unit Paver Details:
 Type: Cortez
 Size: 610mm X 610mm X 50mm min.
 Colours: Granite
 Manufacturer: Abbotsford Concrete Products pavingstones.com



NOTES:
 1. All components as specified or approved alternate.
 2. Contractor to provide cut sheets of all components for Landscape Architect approval.
 3. Blackjack Screwjack or OneStep system depending on depth to slab.
 4. Aluminum ledge to be secured to wall/curb with concrete screws.

8 HYDRAPRESSED SLABS
 Scale 1:10

No.	By:	Description	Date
3	AD	Re-issued for DP	Sept 22, 2021
2	AD	Issued for Development Permit	Sept 3, 2021
1	AD	Issued for Development Permit	June 29, 2021

REVISIONS TABLE FOR DRAWINGS
 Copyright reserved. This drawing and design is the property of Vdz+A and may not be reproduced or used for other projects without permission.

No.	By:	Description	Date
REVISIONS TABLE FOR SHEET			

Project:
THE HUDSON
 Location:
 20020 & 20010 Michaud Crescent, 5371 & 5381 200A Street, 20031 53B Street Langley, B.C.

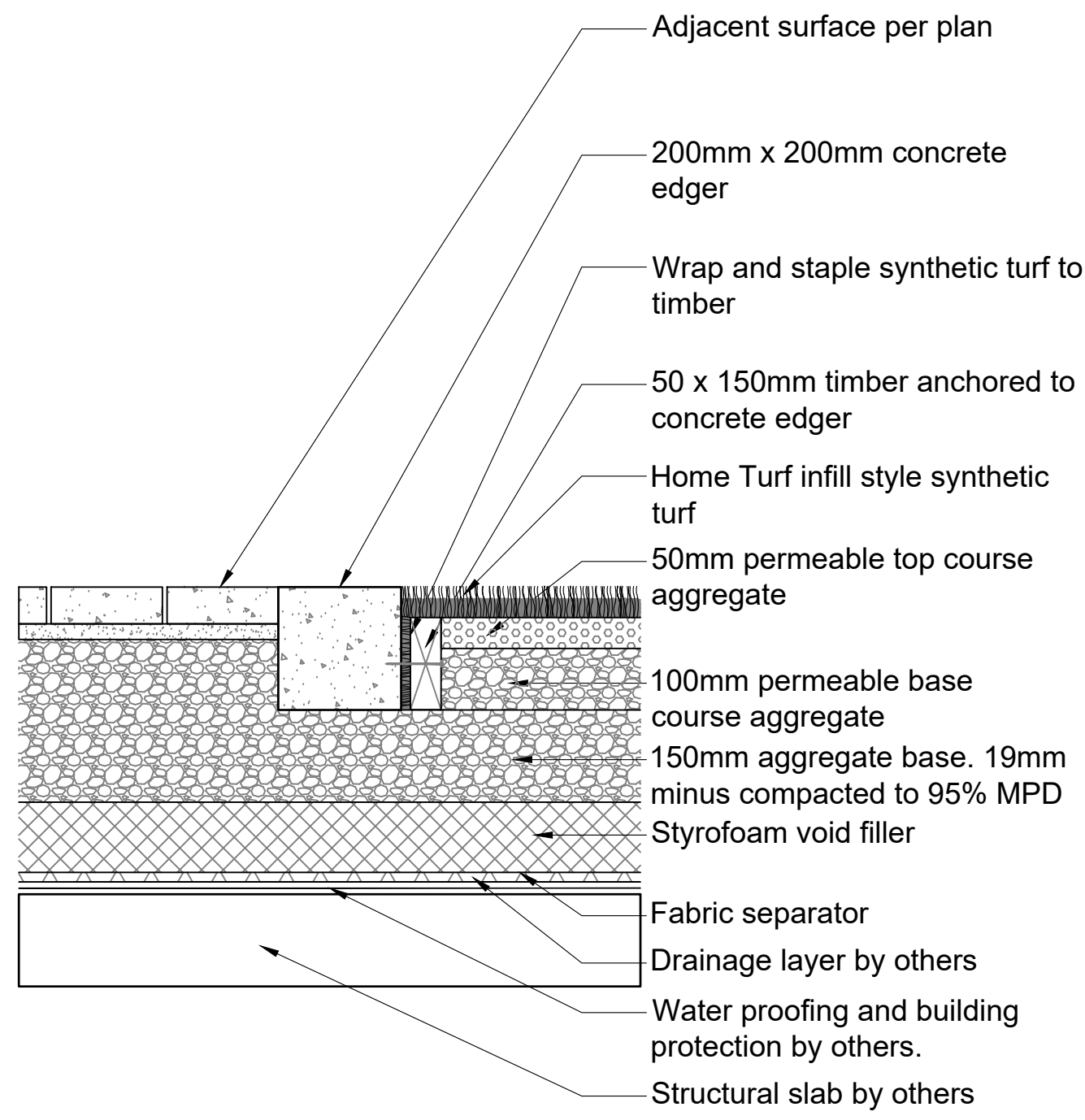
Drawn: AD
 Checked: AD
 Approved: MVDZ
 Scale: AS SHOWN

Stamp:
 Original Sheet Size: 24"x36"
 2021-09-23

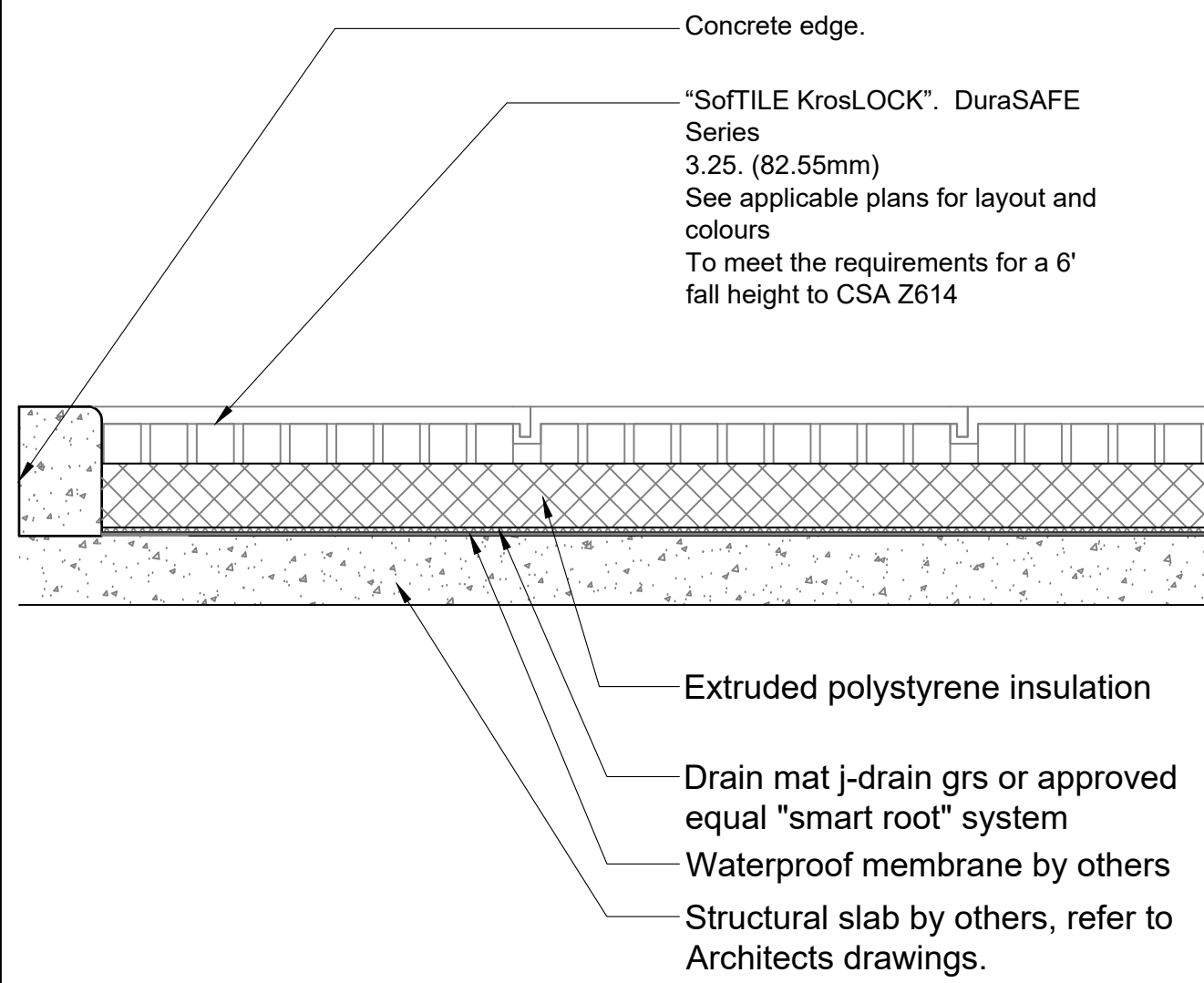
Professional Engineer Mark van der Zalm
 303
 2021-09-23

CONTRACTOR SHALL CHECK ALL DIMENSIONS ON THE WORK AND REPORT ANY DISCREPANCY TO THE CONSULTANT BEFORE PROCEEDING. ALL DRAWINGS AND SPECIFICATIONS ARE THE EXCLUSIVE PROPERTY OF THE OWNER AND MUST BE RETURNED AT THE COMPLETION OF THE WORK. ALL REVISIONS TO DRAWINGS MUST NOT BE PRICED FOR CONSTRUCTION UNLESS LABELED ISSUED FOR TENDER/CONSTRUCTION.

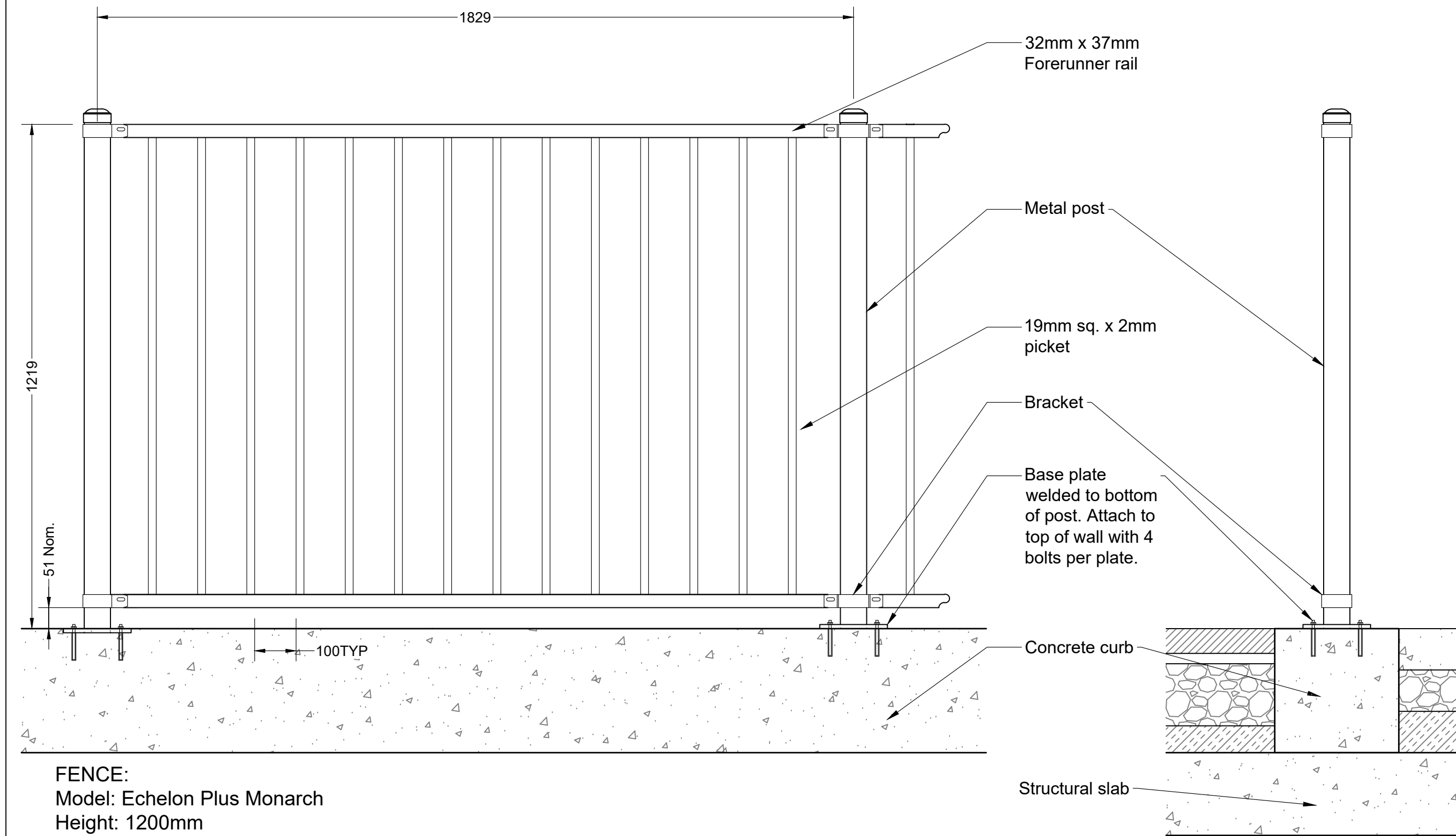
Z:\PROJECTS\DEVELOPMENT PERMIT\ACTIVEDP2021-38 THE HUDSONS.DWG\SHEETS\LD-01 DETAILS.DWG



1 ARTIFICIAL TURF
Scale 1:10

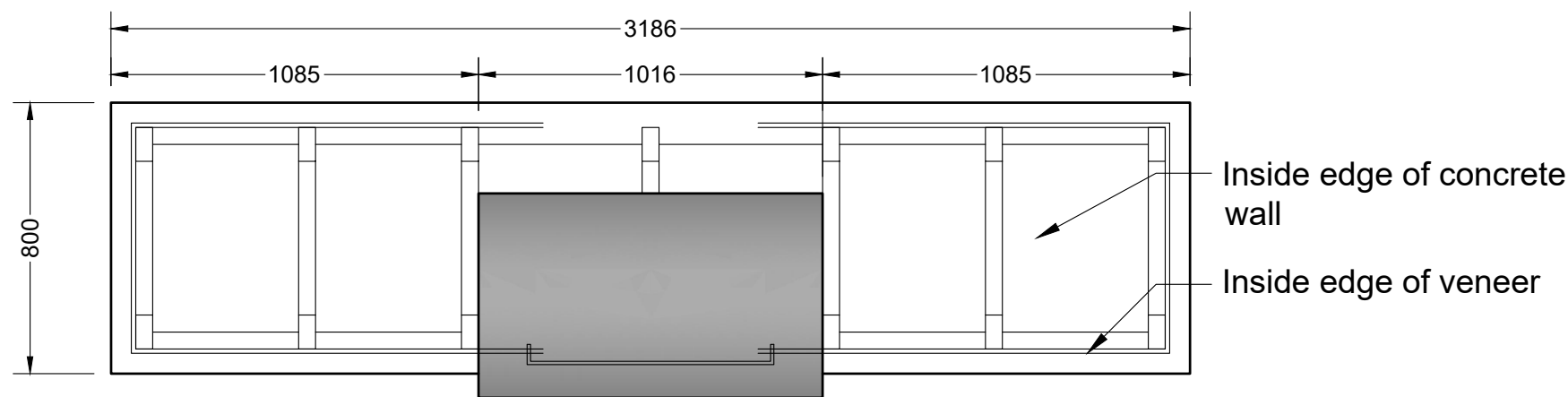


2 RUBBER SAFETY SURFACE
Scale 1:10

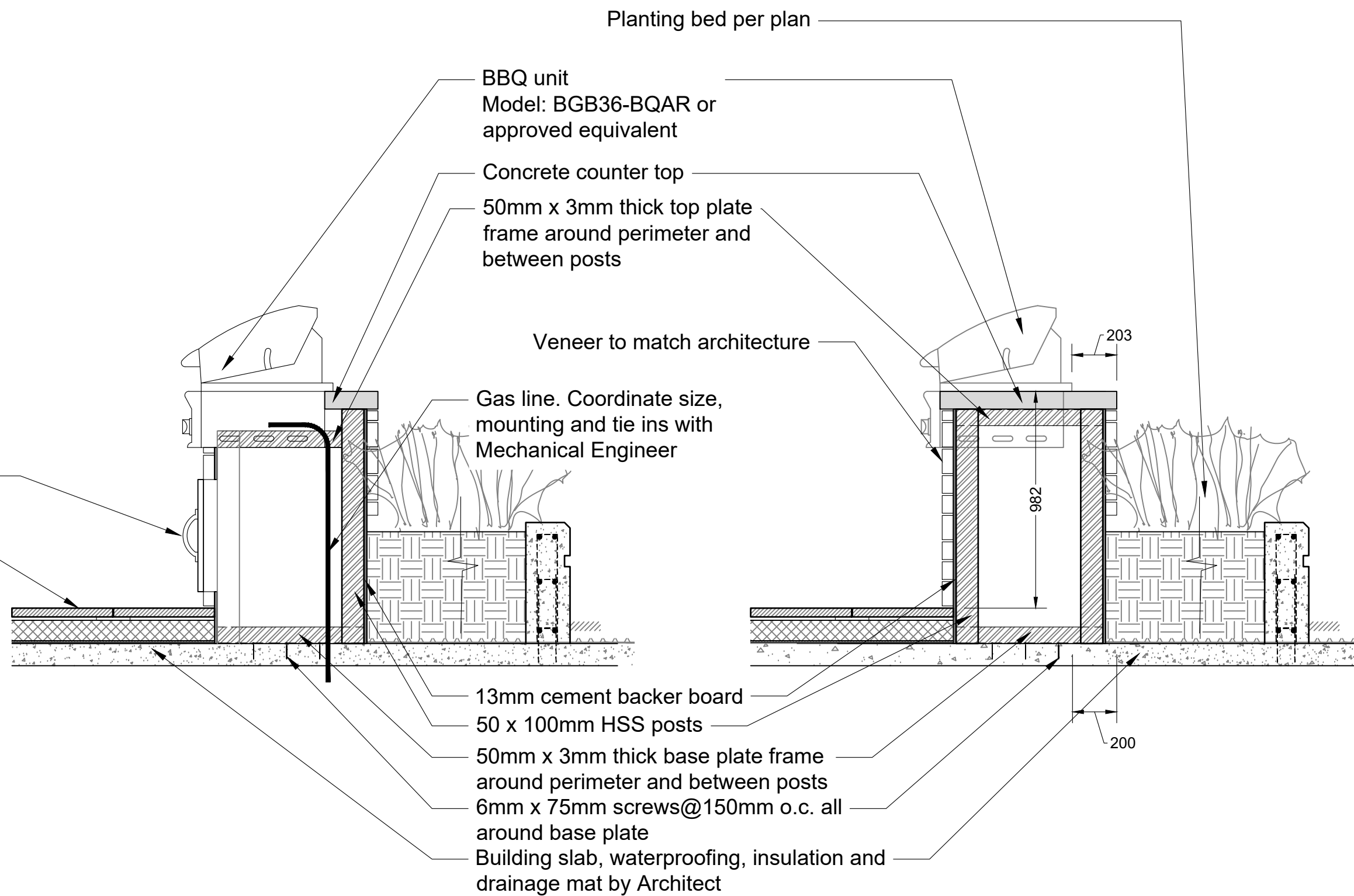
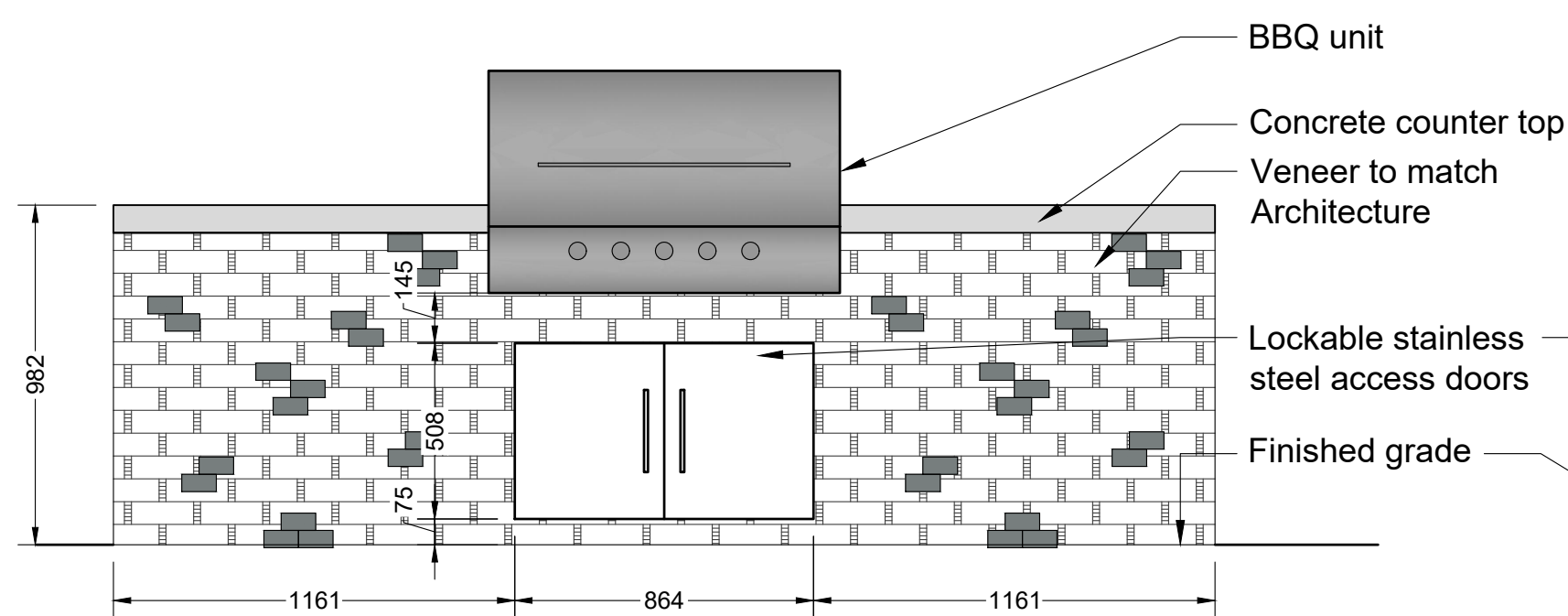


FENCE:
 Model: Echelon Plus Monarch
 Height: 1200mm
 Panel width: 1800mm
 Colour: Black
 Gate: 914mm wide single swing gate to match fence
 Manufacturer: Ameristar
 Note: or approved alternate, Contractor to submit shop drawings for approval.

3 METAL FENCE
Scale 1:10



- Notes:**
- Contractor to verify BBQ dimensions prior to construction of BBQ enclosure.
 - Contractor to submit shop drawings for approval.
 - BBQ grill to be installed per manufacturers specifications.
 - Gas line to be coordinated with Mechanical Engineer and to meet BBQ manufacturers specifications.
 - BBQ Unit model BGB36-BQAR by Fisher & Paykel, or approved equal.



4 OUTDOOR KITCHEN
Scale 1:20

No.	By:	Description	Date
3	AD	Re-issued for DP	Sept 22, 2021
2	AD	Issued for Development Permit	Sept 3, 2021
1	AD	Issued for Development Permit	June 29, 2021

REVISIONS TABLE FOR DRAWINGS
 © Copyright reserved. This drawing and design is the property of VDZ+A and may not be reproduced or used for other projects without permission.

No.	By:	Description	Date
REVISIONS TABLE FOR SHEET			

Project:
THE HUDSON


Location:
20020 & 20010 Michaud
Crescent, 5371 & 5381 200A
Street, 20031 53B Street
Langley, B.C.

Drawn: AD	Stamp:
Checked: AD	
Approved: MVDZ	Original Sheet Size: 24"x36" 2021-09-23
Scale: AS SHOWN	CONTRACTOR SHALL CHECK ALL DIMENSIONS ON THE WORK AND REPORT ANY DISCREPANCY TO THE CONSULTANT BEFORE PROCEEDING. ALL DRAWINGS AND SPECIFICATIONS ARE THE EXCLUSIVE PROPERTY OF THE OWNER AND MUST BE RETURNED AT THE COMPLETION OF THE WORK. ALL REVISIONS TO DRAWINGS MUST NOT BE PRICED FOR CONSTRUCTION UNLESS LABELED ISSUED FOR TENDER/CONSTRUCTION.

Drawing Title:
DETAILS

VDZ Project #:
DP2021-38

Drawing #:
LD-02



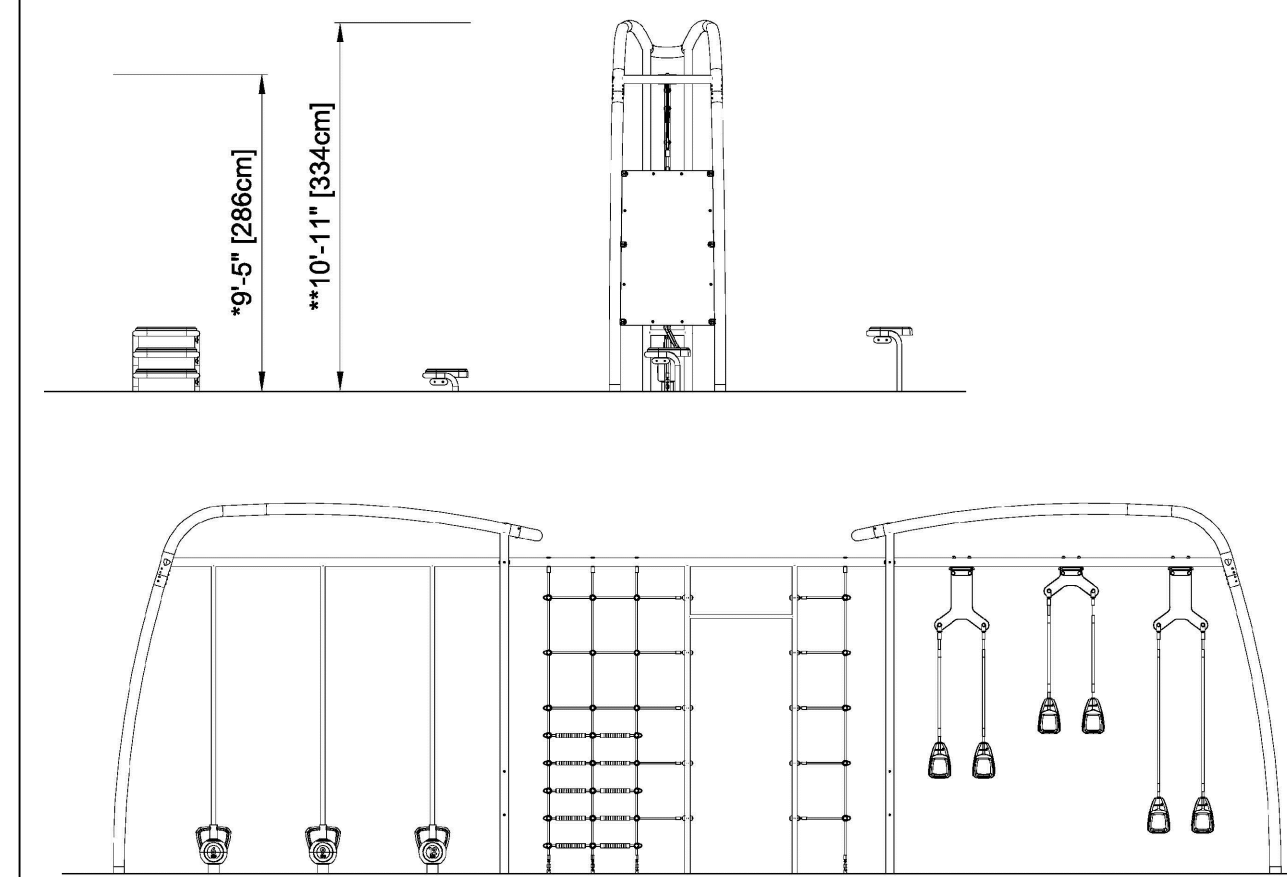
- NOTES:
1. Photo provided as precedent image to illustrate pergola character
 2. Wood to be Western Red Cedar S4S
 3. All steel to be galvanized and painted matte black.
 4. Pergola wood to be stained to match architectural finishes

1 PERGOLA
N.T.S.



PLAY STRUCTURE:
Type: J3-21006-A
Colours: TBD
Manufacturer: Jambette
jambette.com
1 877 363 2687

2 PLAY STRUCTURE
N.T.S.




FSP30101
1:100
OUTDOOR FITNESS:
Type: Cross Training S (FSP30101)
Size: 3340mm
Colours: TBD
Manufacturer: Kompan
kompan.us
1 800 426 9788

3 OUTDOOR FITNESS
N.T.S.



BENCH
Type: Urban Form Backless Park Bench (UFSB-5)
Size: 445mm X 419mm X 1422mm
Mount: Surface
Colours: Wood: Grey
Metal: Black Textured
Manufacturer: Wishbone Site Furnishings
wishboneltd.com
604 626 0476

4 BENCH
N.T.S.




PICNIC TABLE
Type: Bayview Hexagonal Picnic Table (BVHPTWC-84)
Size: Wheelchair Accessible
Mount: Surface
Colours: Wood: Grey
Metal: Black Textured
Manufacturer: Wishbone Site Furnishings
wishboneltd.com
604 626 0476

5 PICNIC TABLE
N.T.S.



WASTE RECEPTACLE
Type: Urban Form Easy Access (UFEATR-30)
Size: 622mm X 610mm X 1067mm
Mount: Surface
Colours: Wood: Grey
Metal: Black Textured
Manufacturer: Wishbone Site Furnishings
wishboneltd.com
604 626 0476

6 WASTE RECEPTACLE
N.T.S.



BIKE RACK
Type: Spiral
Size: 4 Space
Mount: Surface
Colours: Black Textured
Manufacturer: Wishbone Site Furnishings
wishboneltd.com
604 626 0476

7 BIKE RACK
N.T.S.

No.	By:	Description	Date
3	AD	Re-issued for DP	Sept 22, 2021
2	AD	Issued for Development Permit	Sept 3, 2021
1	AD	Issued for Development Permit	June 29, 2021

REVISIONS TABLE FOR DRAWINGS
© Copyright reserved. This drawing and design is the property of Vdz+A and may not be reproduced or used for other projects without permission.

No.	By:	Description	Date
REVISIONS TABLE FOR SHEET			

Project:
THE HUDSON

Location:
20020 & 20010 Michaud
Crescent, 5371 & 5381 200A
Street, 20031 53B Street
Langley, B.C.

Drawn: AD	Stamp:
Checked: AD	
Approved: MVDZ	Original Sheet Size: 24"x36" 2021-09-23
Scale: AS SHOWN	CONTRACTOR SHALL CHECK ALL DIMENSIONS ON THE WORK AND REPORT ANY DISCREPANCY TO THE CONSULTANT BEFORE PROCEEDING. ALL DRAWINGS AND SPECIFICATIONS ARE THE EXCLUSIVE PROPERTY OF THE OWNER AND MUST BE RETURNED AT THE COMPLETION OF THE WORK. ALL REVISIONS TO DRAWINGS MUST NOT BE PRICED FOR CONSTRUCTION UNLESS LABELED ISSUED FOR TENDER/CONSTRUCTION.



BOLLARD LIGHT
 Type: Lo-Glo Path Light (GL-0064L4-35F)
 Size: 991mm
 Mount: Surface
 Colours: Black
 Manufacturer: Landscape Forms
 landscapeforms.com
 1 800 430 6209

1 BOLLARD LIGHT
 N.T.S.



PEDESTRIAN LIGHT
 Type: Hi-Glo Area Light
 Size: 4200mm
 Mount: Surface
 Colours: Black
 Manufacturer: Landscape Forms
 landscapeforms.com
 1 800 430 6209

2 PEDESTRIAN LIGHT
 N.T.S.



PLANTER
 Type: Sorella
 Size: 762mm 762mm x 762mm
 Mount: Free standing
 Colours: Black
 Manufacturer: Landscape Forms
 landscapeforms.com
 1 800 430 6209

3 PLANTER
 N.T.S.



Model #1003A-L
 Manufacturer: Dogipot

All-Aluminium
 To be surface mounted on concrete upstand.

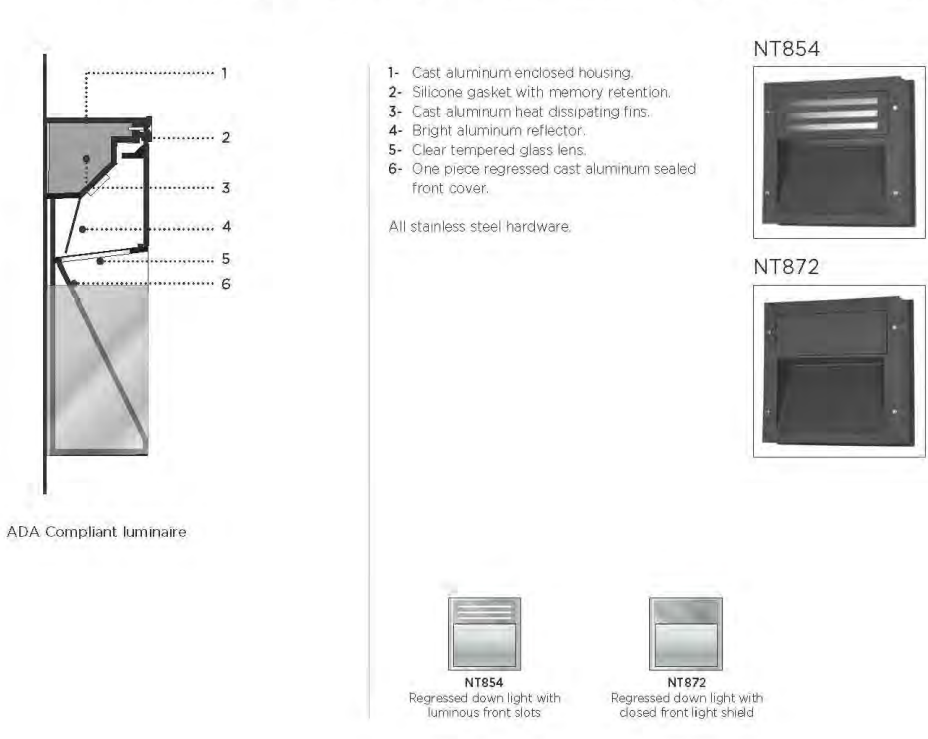
Or approved equal.

Contractor to provide shop drawings for Landscape Architect approval.

4 DOG BAG DISPENSER
 N.T.S.

LUMINIS. NT854/NT872 SERIES NAUTILUX - LED

TYPE	QUANTITY	PROJECT
CATALOG NUMBER		
FIXTURE	WATTAGE	VOLTAGE
FINISH	OPTION	OPTION
OPTION	OPTION	OPTION



MATERIALS
 Fixture: 6063 aluminum alloy with a copper (CU) content of less than 0.1%.
 One piece front cover frame with a choice of closed or luminous light shield.

ELECTRICAL
LED
 Standard driver is 0-10V dimming-ready (dim to 10%) with 0-277 multi-volt compatibility (50-60Hz), minimum operating temperature of -30°C/-22°F, output over voltage protection, output over current protection, output short circuit protection with auto-recovery, and over temperature protection (OTC).

LIFE
 50,000hrs L70, based on E3NA, TH-21 Test Method and LM-80 data; 60,000hrs L70 (Calculated projection from LM-80 data).

FINISH
 Five stage preparation process includes pre-treating of cast aluminum parts for an extraction. Polyester powder coating is applied through an electrostatic process, and oven cured for long term finish.

MOUNTING
 Maximum weight: 20kg (44lb)
 Mounts on a standard 4" (102) octagonal electrical box with 3 1/2" (89) C/C mounting holes.

CERTIFICATION
 Tested to UL588 and CSA 22.2 #250. ETL listed wall location. Photometry tested per IES LM-79-08 / IES LM-80 test report. CE certification on request. Rated IP65.

LUMINIS | Toll free 800-598-6247 Fax: 514-683-8872
 260 Lakeshore, Pointe-Claire (QC) Canada H9R 5L5
 LUMINIS.COM

5 WALL LIGHT
 N.T.S.

No.	By	Description	Date
3	AD	Re-issued for DP	Sept 22, 2021
2	AD	Issued for Development Permit	Sept 3, 2021
1	AD	Issued for Development Permit	June 29, 2021

REVISIONS TABLE FOR DRAWINGS
 Copyright reserved. This drawing and design is the property of Vdz+A and may not be reproduced or used for other projects without permission.

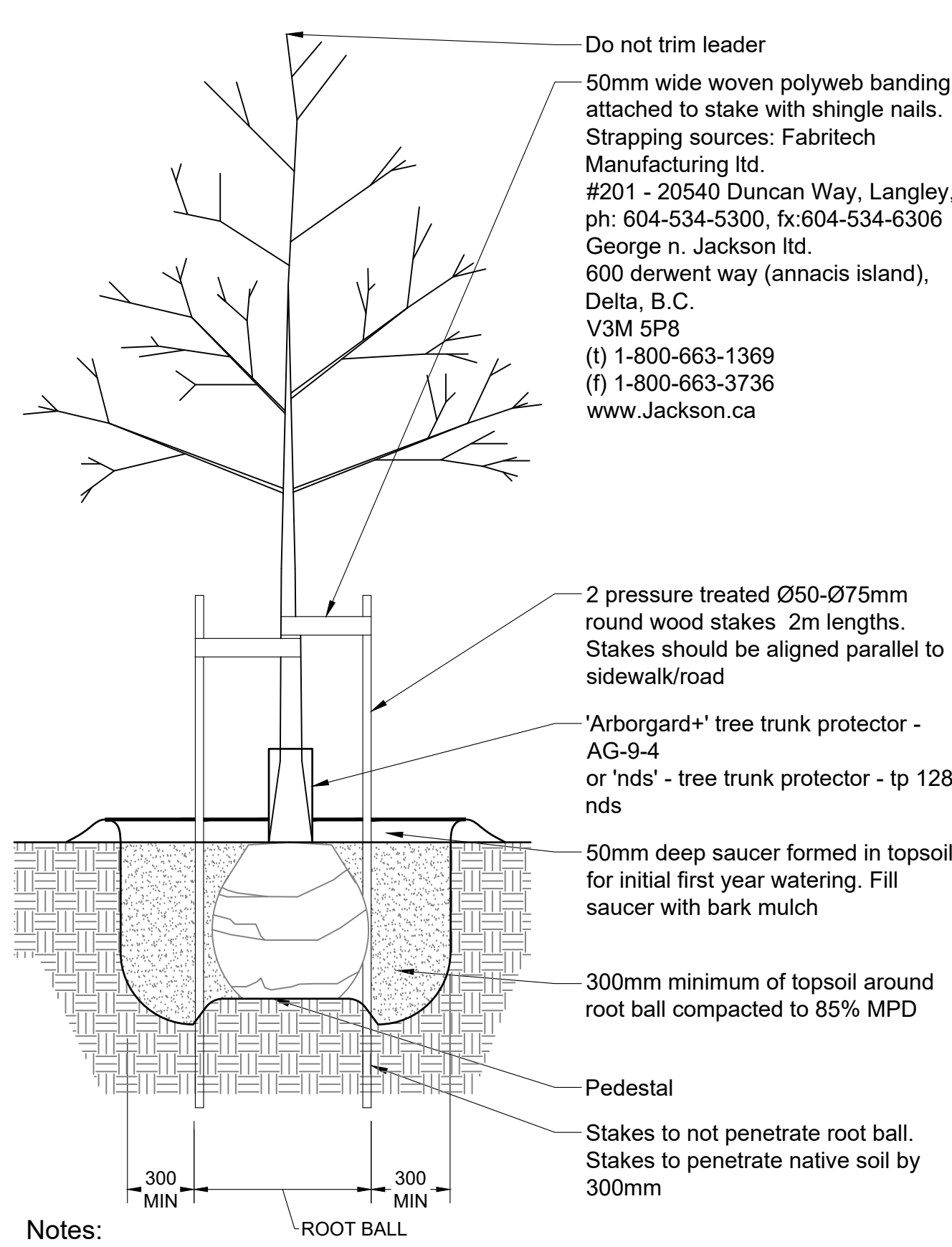
No.	By	Description	Date
REVISIONS TABLE FOR SHEET			

Project:
 THE HUDSON

Location:
 20020 & 20010 Michaud
 Crescent, 5371 & 5381 200A
 Street, 20031 53B Street
 Langley, B.C.

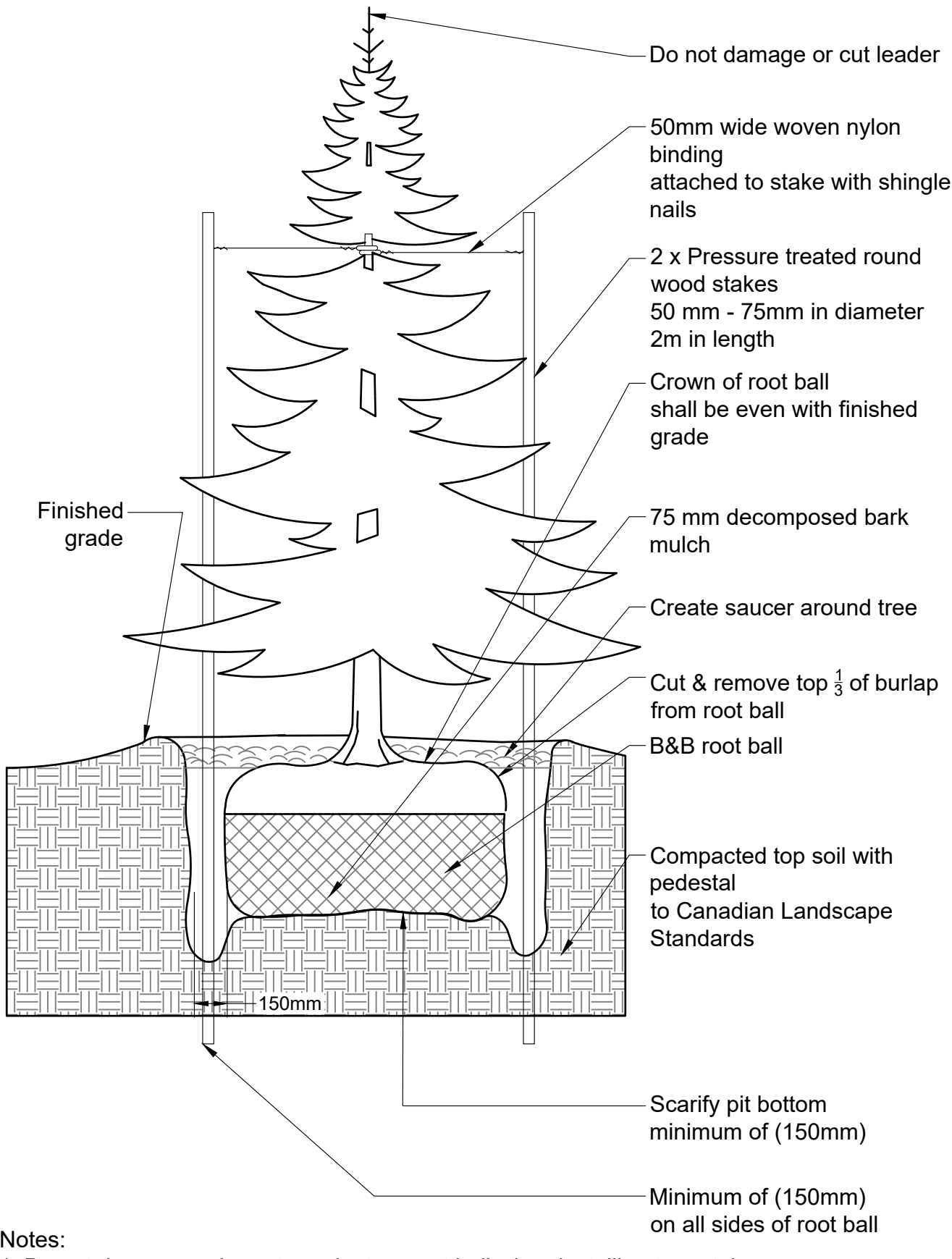
Drawn: AD	Stamp:
Checked: AD	
Approved: MVDZ	Original Sheet Size: 24"x36" 2021-09-23
Scale: AS SHOWN	<small>CONTRACTOR SHALL CHECK ALL DIMENSIONS ON THE WORK AND REPORT ANY DISCREPANCY TO THE CONSULTANT BEFORE PROCEEDING. ALL DRAWINGS AND SPECIFICATIONS ARE THE EXCLUSIVE PROPERTY OF THE OWNER AND MUST BE RETURNED AT THE COMPLETION OF THE WORK. ALL REVISIONS TO DRAWINGS MUST NOT BE PRICED FOR CONSTRUCTION UNLESS LABELED ISSUED FOR TENDER/CONSTRUCTION.</small>

Z:\PROJECTS\DEVELOPMENT PERMITS\2021-38 THE HUDSONS.DWG\SHEETS\LD-04 DETAILS.DWG



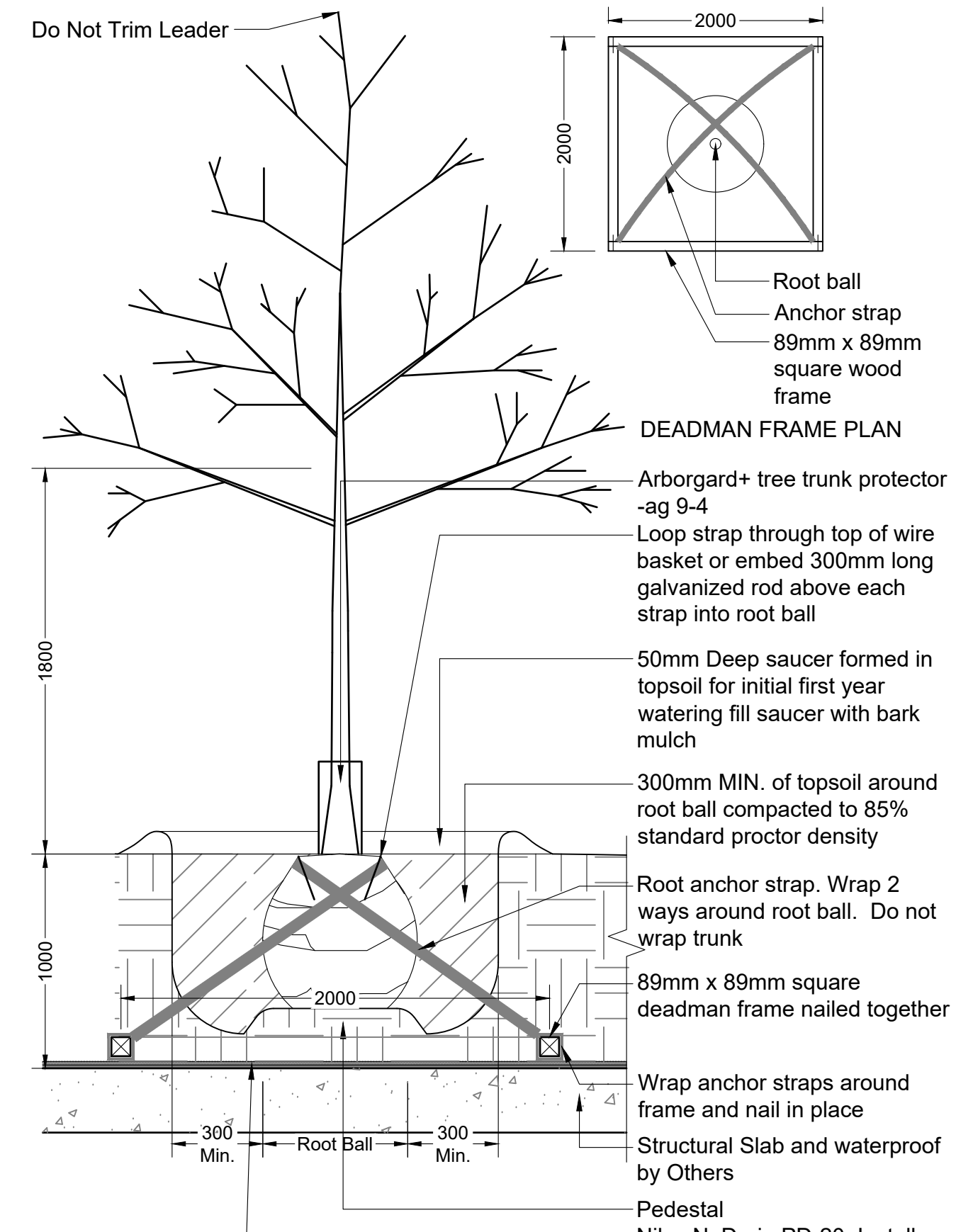
- Notes:
- Sacking/burlap to be loosened and dropped to the bottom of the planting hole. all string, twine, etc. to be removed.
 - All wire baskets shall have the top 1/3 of the wire removed prior to planting.
 - All trees shall be single stem

1 DECIDUOUS TREE
Scale 1:25



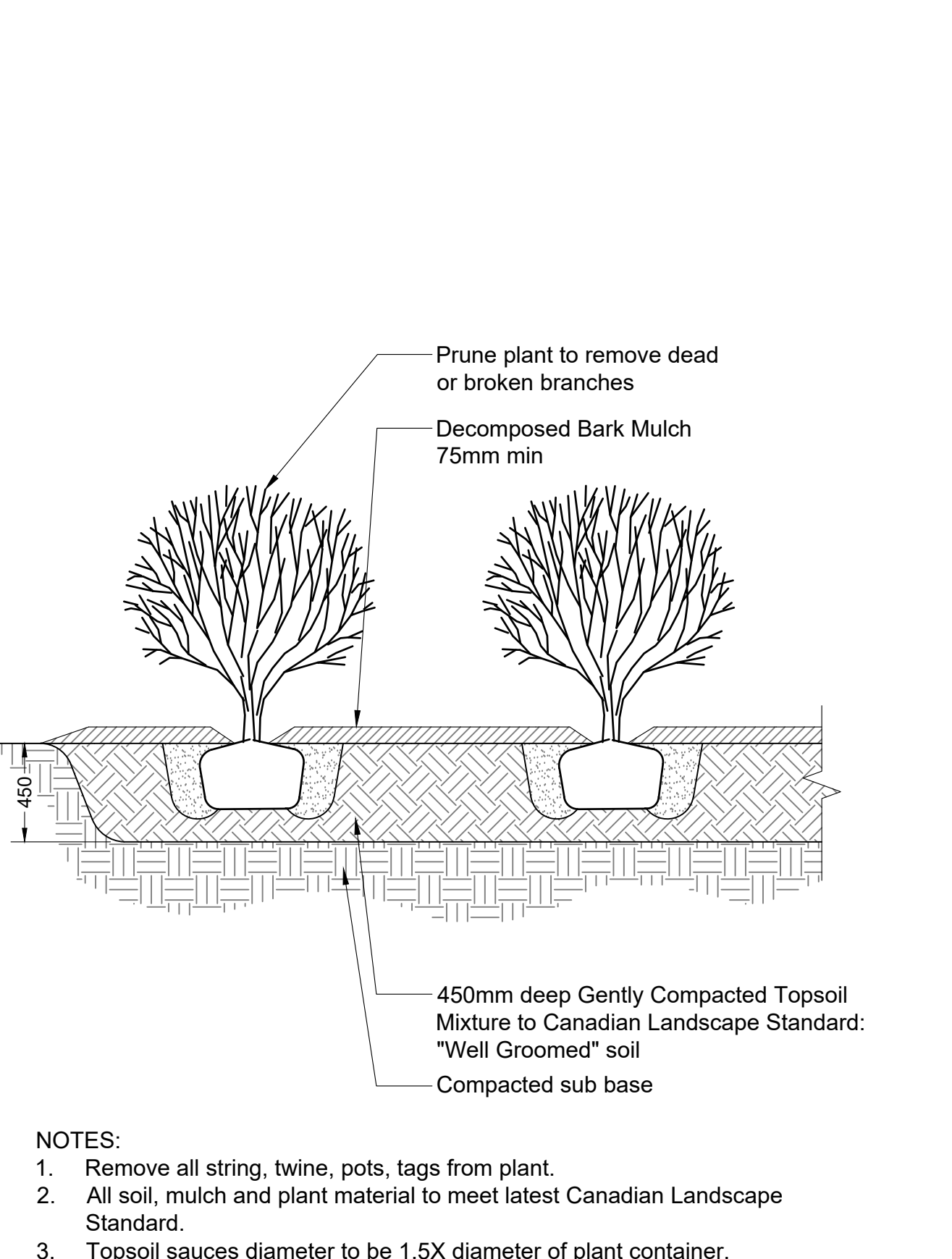
- Notes:
- Do not damage main roots or destroy root ball when installing tree stake.
 - Water thoroughly after installation
 - Remove tree rings and stakes two years after installations
 - Provide drainage for planting pit in impermeable soil

2 CONIFEROUS TREE
Scale 1:25



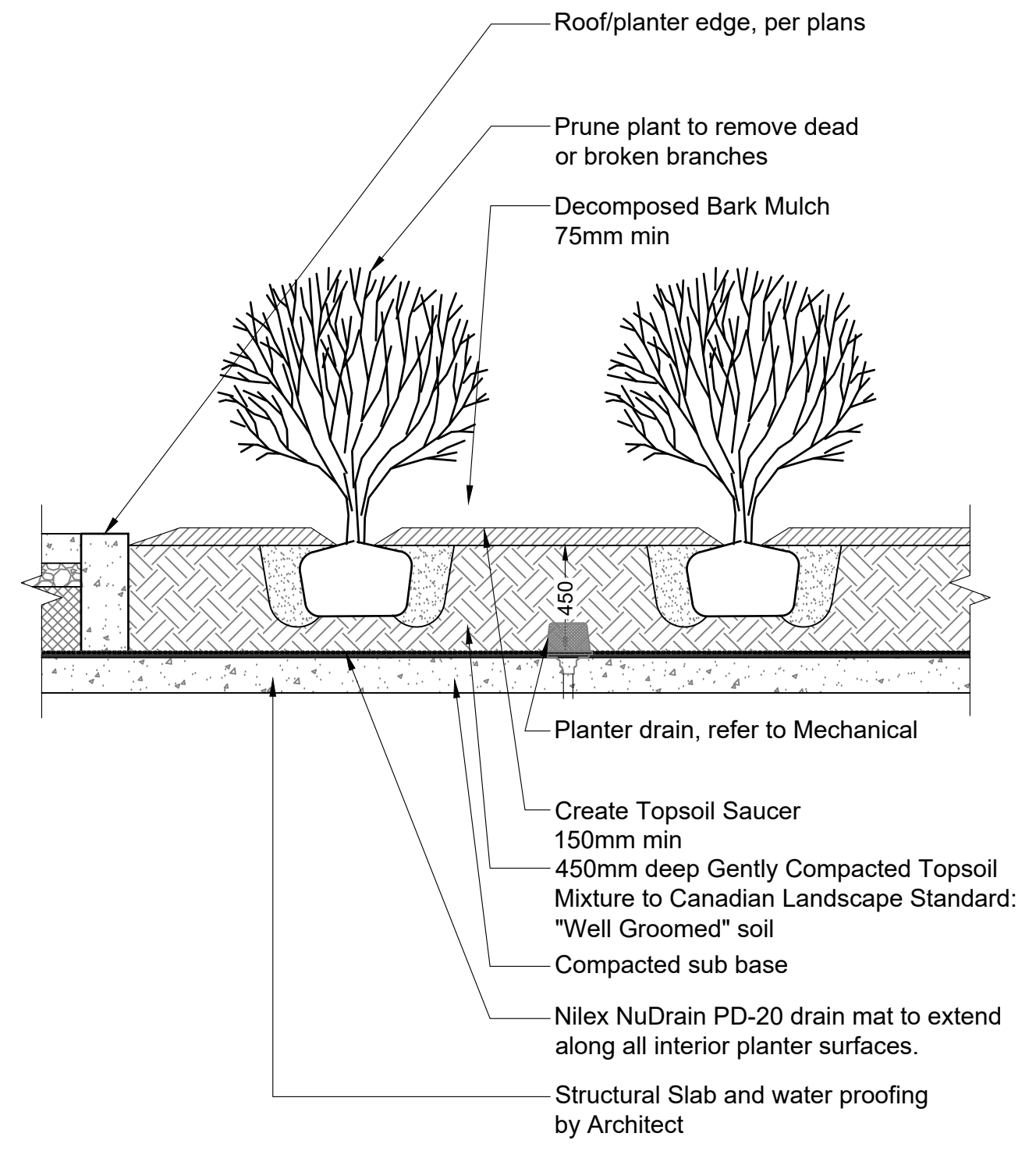
- NOTES:
- Sacking/burlap to be loosened and dropped to the bottom of the planting hole. all string, twine, etc. to be removed.
 - All wire baskets shall have the top 1/3 of the wire removed prior to planting.
 - All trees shall be single stem unless specified otherwise.

3 TREE PLANTING ON SLAB
Scale 1:25



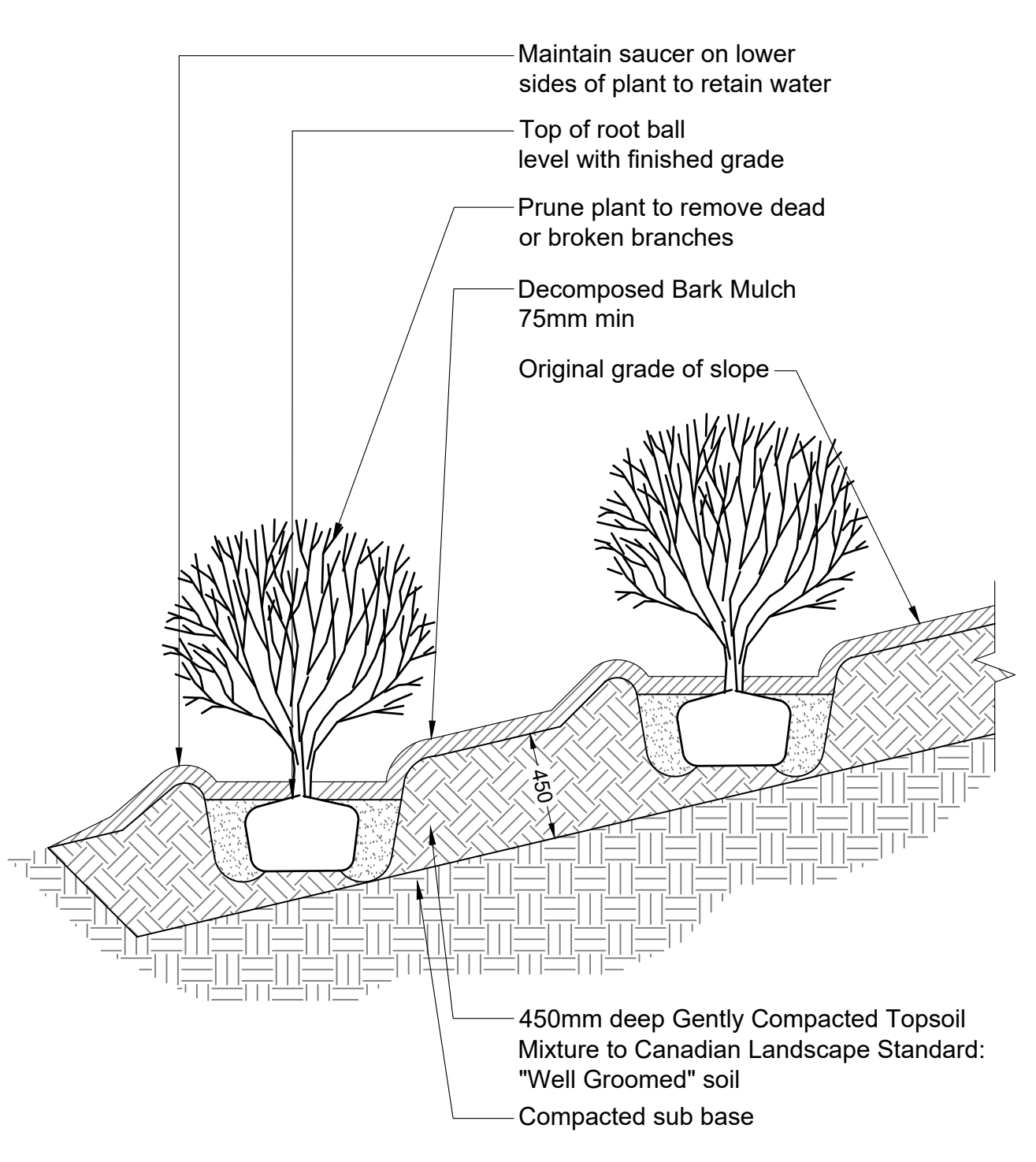
- NOTES:
- Remove all string, twine, pots, tags from plant.
 - All soil, mulch and plant material to meet latest Canadian Landscape Standard.
 - Topsoil saucers diameter to be 1.5X diameter of plant container.
 - O.C. spacing per planting plan.

4 SHRUB PLANTING
Scale 1:25



- NOTES:
- Remove all string, twine, pots, tags from plant.
 - All soil, mulch and plant material to meet latest Canadian Landscape Standard.
 - Topsoil saucers diameter to be 1.5X diameter of plant container.
 - O.C. spacing per planting plan.

5 SHRUB PLANTING ON SLAB
Scale 1:25



- NOTES:
- Remove all string, twine, pots, tags from plant.
 - All soil, mulch and plant material to meet latest Canadian Landscape Standard.
 - Topsoil saucers diameter to be 1.5X diameter of plant container.
 - O.C. spacing per planting plan.

6 SHRUB PLANTING ON SLOPE
Scale 1:25

No.	By	Description	Date
3	AD	Re-issued for DP	Sept 22, 2021
2	AD	Issued for Development Permit	Sept 3, 2021
1	AD	Issued for Development Permit	June 29, 2021

REVISIONS TABLE FOR DRAWINGS
 Project: THE HUDSON
 Location: 20020 & 20010 Michaud Crescent, 5371 & 5381 200A Street, 20031 53B Street Langley, B.C.

No.	By	Description	Date
Drawn:	AD	Stamp:	
Checked:	AD	Approved:	MVDZ
Original Sheet Size:	24"x36"	Date:	2021-09-23

CONTRACTOR SHALL CHECK ALL DIMENSIONS ON THE WORK AND REPORT ANY DISCREPANCY TO THE CONSULTANT BEFORE PROCEEDING. ALL DRAWINGS AND SPECIFICATIONS ARE THE EXCLUSIVE PROPERTY OF THE OWNER AND MUST BE RETURNED AT THE COMPLETION OF THE WORK. ALL REVISIONS TO DRAWINGS MUST NOT BE PRICED FOR CONSTRUCTION UNLESS LABELED ISSUED FOR TENDER/CONSTRUCTION.

Z:\PROJECTS\DEVELOPMENT PERMIT\ACTIVE\DP2021-38 THE HUDSONS.DWG\SHEETS\LD-05 DETAILS.DWG