



Learn how to make your space safer and less attractive to criminal behaviour. Get a **FREE** *Crime Prevention Through Environmental Design (CPTED) Business Assessment*. Contact the Langley City RCMP Community Policing Office.

FOR A FREE CPTED BUSINESS ASSESSMENT, CONTACT:



**Langley City RCMP
Community Policing Office**

604.514.2870

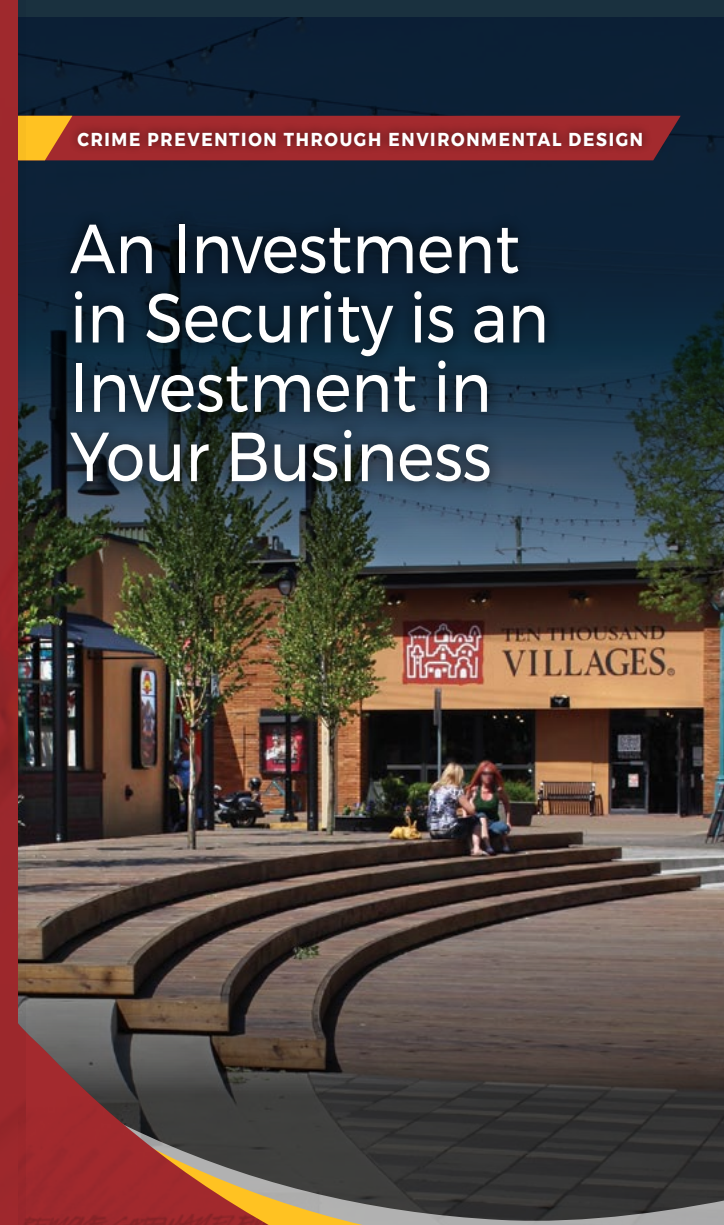
INFORMATION IS PROVIDED BY:



Langley City Hall
20399 DOUGLAS CRESCENT
LANGLEY, BC., V3A 4B3
T: 604.514.2800
W: LANGLEYCITY.CA

CRIME PREVENTION THROUGH ENVIRONMENTAL DESIGN

An Investment in Security is an Investment in Your Business




Get a **FREE** *Crime Prevention Through Environmental Design (CPTED) Business Assessment*. Contact the Langley City RCMP Community Policing Office.



CPTED SUCCESS

- 7-Eleven reduced losses by 50% and robbery by 65%.
- US and Canadian retailers have reduced crime incidents by 24%.



CRIME PREVENTION STRATEGIES

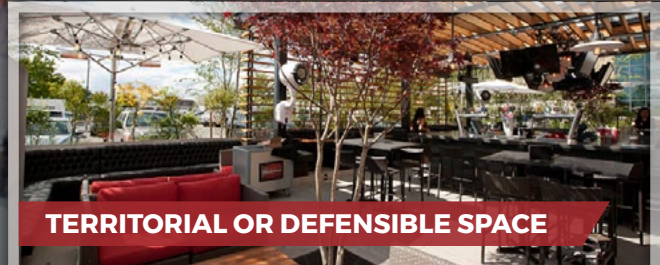
Reduce crime, prevent losses, and create safer environments with these *Crime Prevention Through Environmental Design (CPTED)* strategies. It's good for the community and it's good for business.



NATURAL ACCESS CONTROL

Guide people through your space and limit opportunities for undesired access.

- Make clear and definitive entrances and exits.
- Employ fences, landscaping, and other physical barriers to guide exterior movement.
- Consider employing interior obstacles, like maze entrances, to cut off straight-line access to potential targets, such as the cashier.
- Use curbing and bollards to direct automobile and foot traffic into a controlled visible area.
- Use lights, security devices and tamper-resistant materials to make your property less of a target.



TERRITORIAL OR DEFENSIBLE SPACE

Put a clear line of distinction between your private property and public property. This gives legitimate occupants a sense of ownership and a willingness to defend their property while putting intruders on the defensive.

- Employ unique facades, projected awnings, different coloured entrances, patios, and flower boxes to delineate your space.
- Install short walls or plant gardens to discourage trespassing.
- Make security signage clearly visible at all entrances.
- Consider escorting visitors or provide badges.



NATURAL SURVEILLANCE

Maximize the ability to spot suspicious people and activities from inside and outside a business.

- Place the Point of Sale location where it is visible throughout the store and from the public realm outside the store.
- Ensure that window displays, signage, and other obstacles do not obscure sight lines.
- Trim landscaping below ground level windows and keep trees pruned above eye level.
- Add lighting to enhance visibility, but avoid directing the lighting so that it glares into the eyes of the cashier or passersby.



MAINTENANCE AND MANAGEMENT

A well maintained area communicates that people care and are monitoring the area, deterring vandalism and other crimes.

- Ensure that the building and area is clean and free of clutter, such as outdoor storage items, which may give an impression of abandoned property.
- Remove graffiti promptly. Consider getting mural artwork to deter future graffiti.
- Paint and repair exteriors. The "Broken Window Theory" conveys that one broken window will entice vandals to break another, thereby inviting higher levels of crime.